



US010130701B2

(12) **United States Patent**
Bickerton et al.

(10) **Patent No.:** **US 10,130,701 B2**
(45) **Date of Patent:** **Nov. 20, 2018**

(54) **CORONAVIRUS**

- (71) Applicant: **THE PIRBRIGHT INSTITUTE**,
Pirbright, Woking (GB)
- (72) Inventors: **Erica Bickerton**, Woking (GB); **Sarah Keep**, Woking (GB); **Paul Britton**,
Woking (GB)
- (73) Assignee: **THE PIRBRIGHT INSTITUTE**,
Woking, Pirbright (GB)
- (*) Notice: Subject to any disclaimer, the term of this
patent is extended or adjusted under 35
U.S.C. 154(b) by 0 days.

- (21) Appl. No.: **15/328,179**
- (22) PCT Filed: **Jul. 23, 2015**
- (86) PCT No.: **PCT/GB2015/052124**
§ 371 (c)(1),
(2) Date: **Jan. 23, 2017**
- (87) PCT Pub. No.: **WO2016/012793**
PCT Pub. Date: **Jan. 28, 2016**

- (65) **Prior Publication Data**
US 2017/0216427 A1 Aug. 3, 2017

- (30) **Foreign Application Priority Data**
Jul. 23, 2014 (GB) 1413020.7

- (51) **Int. Cl.**
A61K 39/215 (2006.01)
C12N 7/00 (2006.01)
C12N 9/12 (2006.01)
A61K 39/00 (2006.01)

- (52) **U.S. Cl.**
CPC **A61K 39/215** (2013.01); **C12N 7/00**
(2013.01); **C12N 9/127** (2013.01); **C12Y**
207/07048 (2013.01); **A61K 2039/5254**
(2013.01); **A61K 2039/54** (2013.01); **C12N**
2770/20021 (2013.01); **C12N 2770/20022**
(2013.01); **C12N 2770/20034** (2013.01); **C12N**
2770/20051 (2013.01); **C12N 2770/20062**
(2013.01)

- (58) **Field of Classification Search**
CPC **A61K 39/215**
See application file for complete search history.

(56) **References Cited**

U.S. PATENT DOCUMENTS

7,452,542 B2 * 11/2008 Denison C07K 14/005
424/221.1

FOREIGN PATENT DOCUMENTS

WO WO-2004/092360 A2 10/2004
 WO WO-2005/049814 A2 6/2005
 WO WO-2007/078203 A1 7/2007
 WO WO-2011/004146 A1 1/2011

OTHER PUBLICATIONS

- Sperry Journal of Virology, 2005, vol. 79, No. 6, pp. 3391-3400.*
Altschul et al., Basic local alignment search tool. *J. Mol. Biol.* 215:
403-10 (1990).
- Ammayappan et al., Identification of sequence changes respon-
sible for the attenuation of avian infectious bronchitis virus strain
Arkansas DPI, *Arch. Virol.*, 154(3):495-9 (2009).
- Anonymous: "EM_STD:KF377577", Oct. 30, 2013.
- Armesto et al., A recombinant avian infectious bronchitis virus
expressing a heterologous spike gene belonging to the 4/91 serotype,
PLoS One, 6(8):e24352 (2011).
- Armesto et al., The replicase gene of avian coronavirus infectious
bronchitis virus is a determinant of pathogenicity, *PLoS One*,
4(10):e7384 (2009).
- Armesto et al., Transient dominant selection for the modification
and generation of recombinant infectious bronchitis coronaviruses,
Methods Mol. Biol., 454:255-73 (2008).
- Ausubel et al., *Short Protocols in Molecular Biology*, 4th edition,
Chapter 18 (1999).
- Britton et al., Generation of a recombinant avian coronavirus
infectious bronchitis virus using transient dominant selection, *J.*
Virol. Methods, 123(2):203-11 (2005).
- Britton et al., Modification of the avian coronavirus infectious
bronchitis virus for vaccine development, *Bioeng. Bugs.*, 3(2):114-9
(2012).
- Casais et al., Recombinant avian infectious bronchitis virus express-
ing a heterologous spike gene demonstrates that the spike protein is
a determinant of cell tropism, *J. Virol.*, 77(16):9084-9 (2003).
- Casais et al., Reverse genetics system for the avian coronavirus
infectious bronchitis virus, *J. Virol.*, 75(24):12359-69 (2001).
- Devereux et al., A comprehensive set of sequence analysis programs
for the VAX. *Nucl. Acids Res.* 12: 387-95 (1984).
- Cavanagh et al., Manipulation of the infectious bronchitis coronavirus
genome for vaccine development and analysis of the accessory
proteins, *Vaccine*, 25(30):5558-62 (2007).
- International Preliminary Report on Patentability, International Appli-
cation No. PCT/GB2015/052124, dated Jan. 24, 2017.
- International Search Report and Written Opinion, International
Application No. PCT/GB2015/052124, dated Oct. 9, 2015.
- Larkin et al., Clustal W and Clustal X version 2.0, *Bioinformatics*,
23(21):2947-8 (2007).
- Menachery et al., Attenuation and restoration of severe acute
respiratory syndrome coronavirus mutant lacking 2'-o-
methyltransferase activity, *J. Virol.*, 88(8):4251-64 (2014).
- Tatusova et al., BLAST 2 Sequences, a new tool for comparing
protein and nucleotide sequences, *FEMS Microbiol. Lett.*, 174(2):247-
50 (1999).

(Continued)

Primary Examiner — Bao Q Li
(74) *Attorney, Agent, or Firm* — Marshall, Gerstein &
Borun LLP

(57) **ABSTRACT**

The present invention provides a live, attenuated coronavi-
rus comprising a variant replicase gene encoding polypro-
teins comprising a mutation in one or more of non-structural
protein(s) (nsp)-10, nsp-14, nsp-15 or nsp-16. The corona-
virus may be used as a vaccine for treating and/or preventing
a disease, such as infectious bronchitis, in a subject.

25 Claims, 15 Drawing Sheets

Specification includes a Sequence Listing.

(56)

References Cited

OTHER PUBLICATIONS

Wang et al., Attenuation of porcine reproductive and respiratory syndrome virus strain MN184 using chimeric construction with vaccine sequence, *Virology*, 371(2):418-29 (2008).

Wei et al., Development and characterization of a recombinant infectious bronchitis virus expressing the ectodomain region of S1 gene of H120 strain, *Appl. Microbiol. Biotechnol.*, 98(4):1727-35 (2014).

* cited by examiner

OPERATION-NATION

FIGURE 1

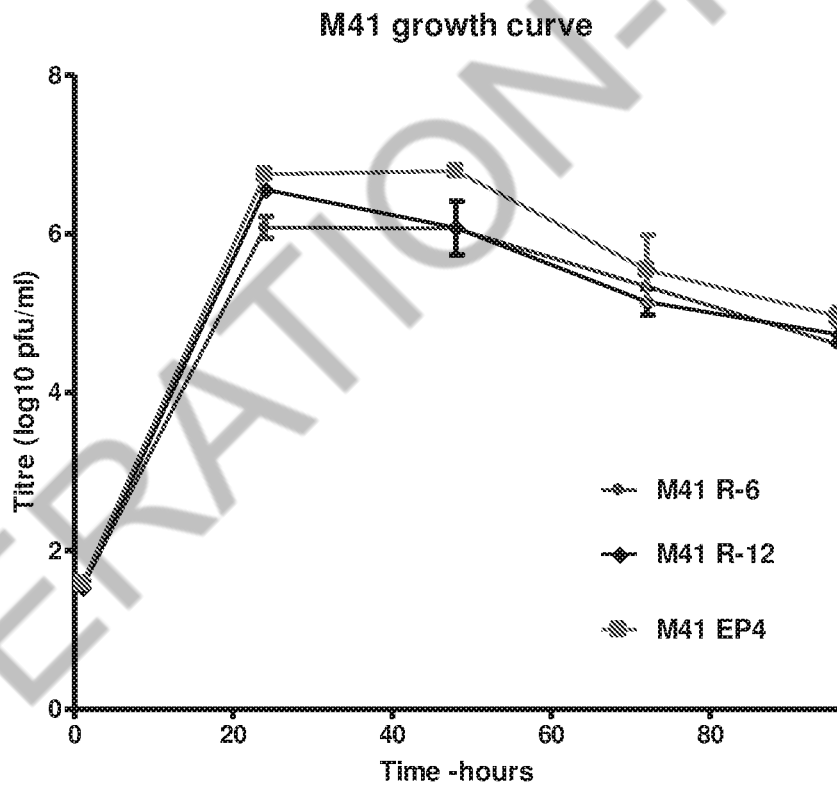


FIGURE 2

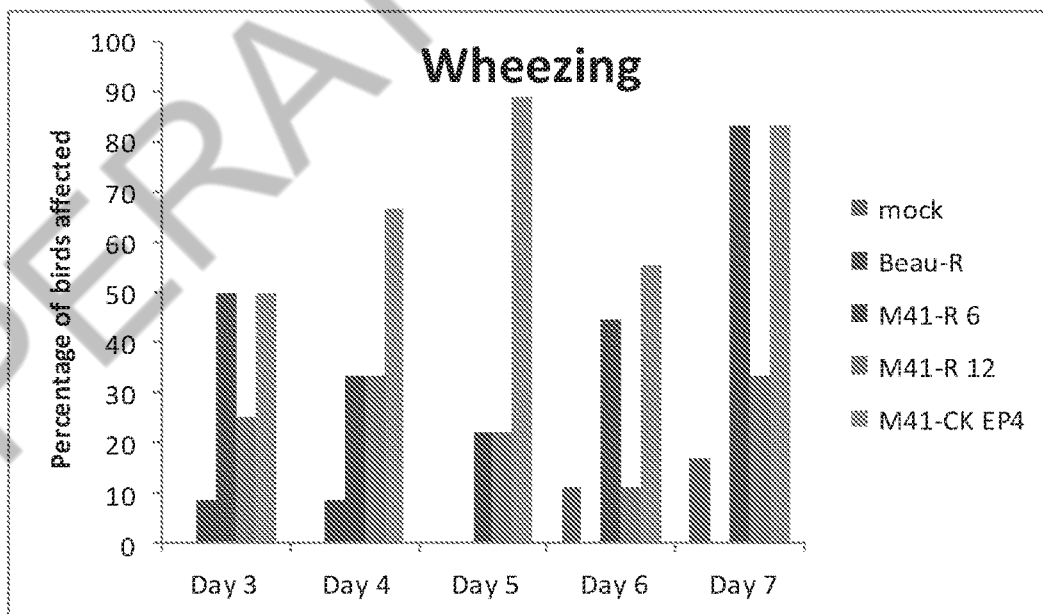
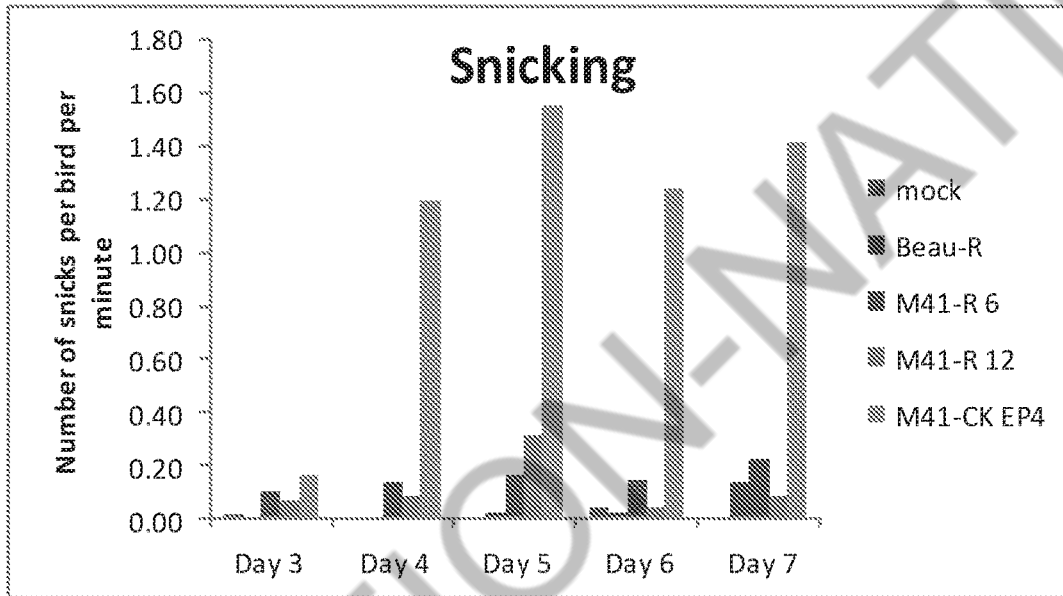


FIGURE 3

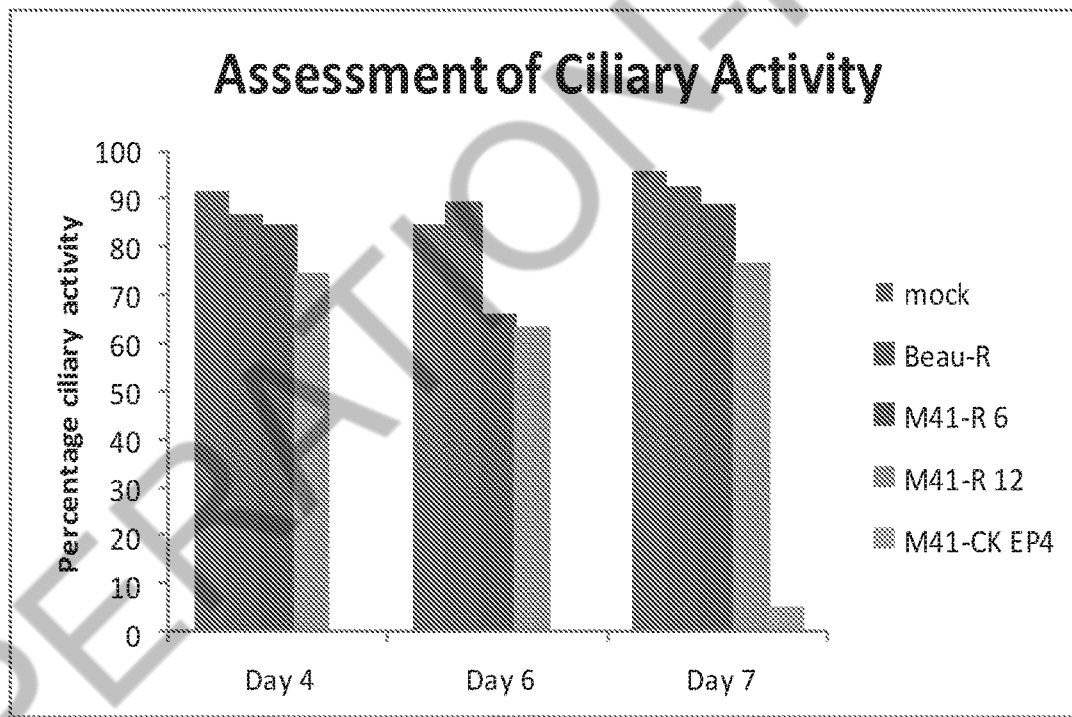


FIGURE 4

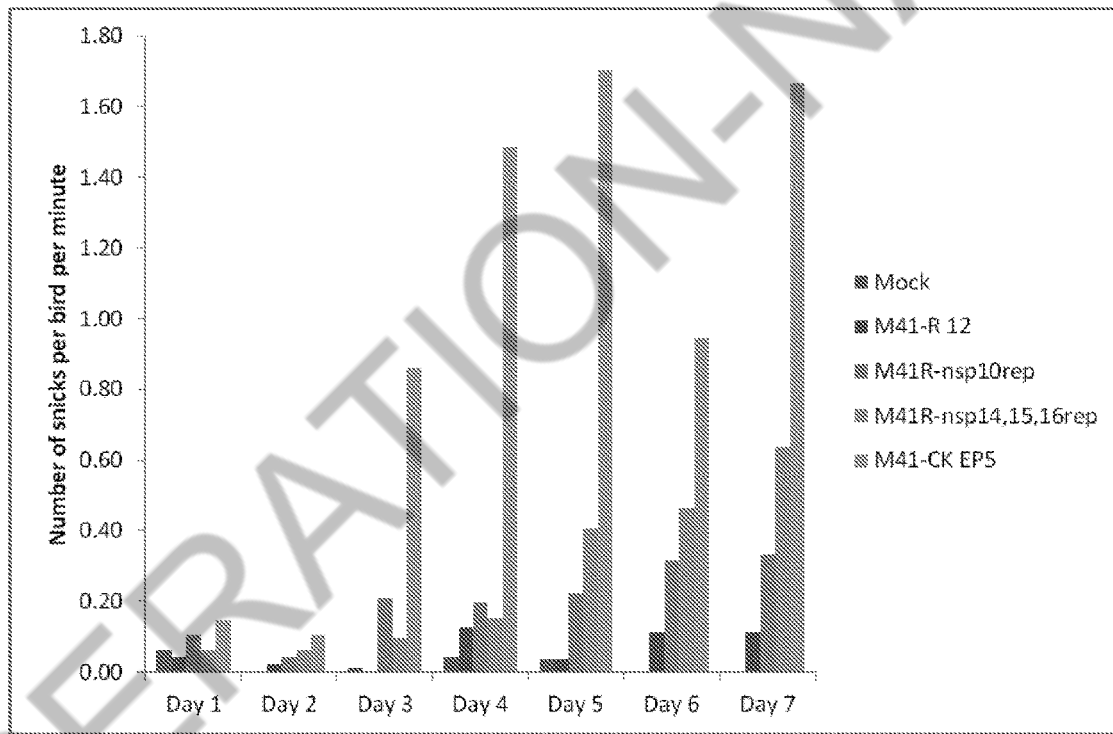


FIGURE 5

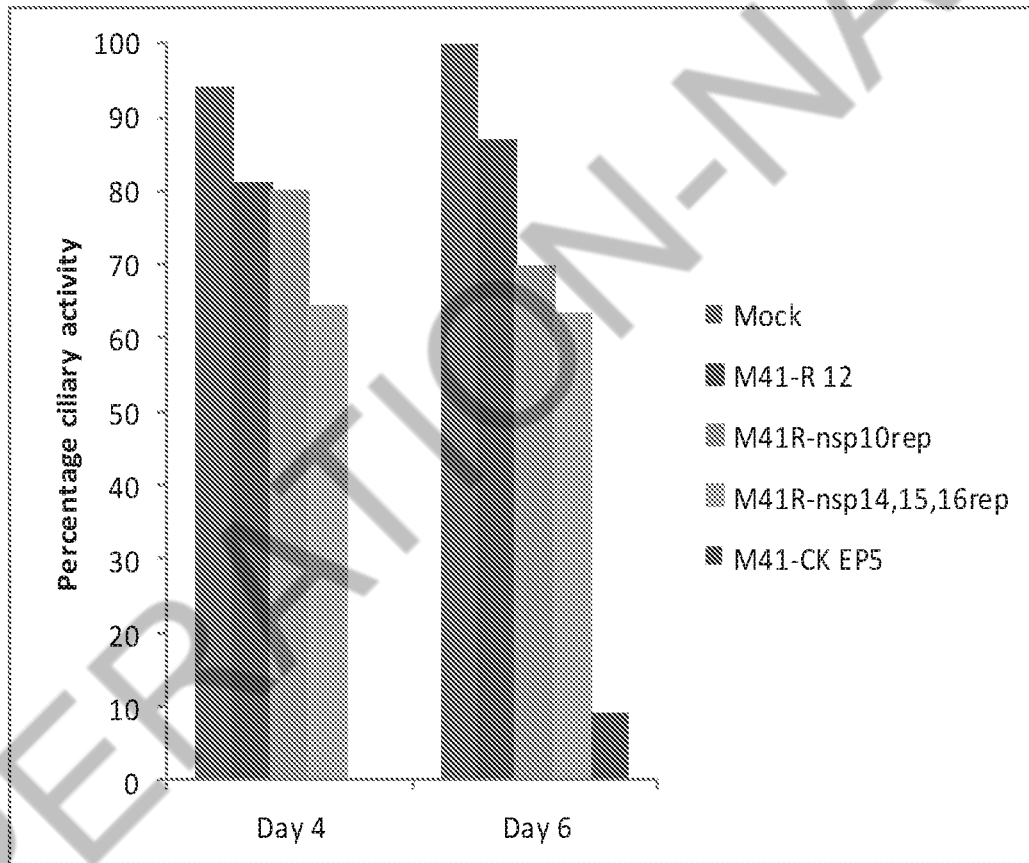


FIGURE 6

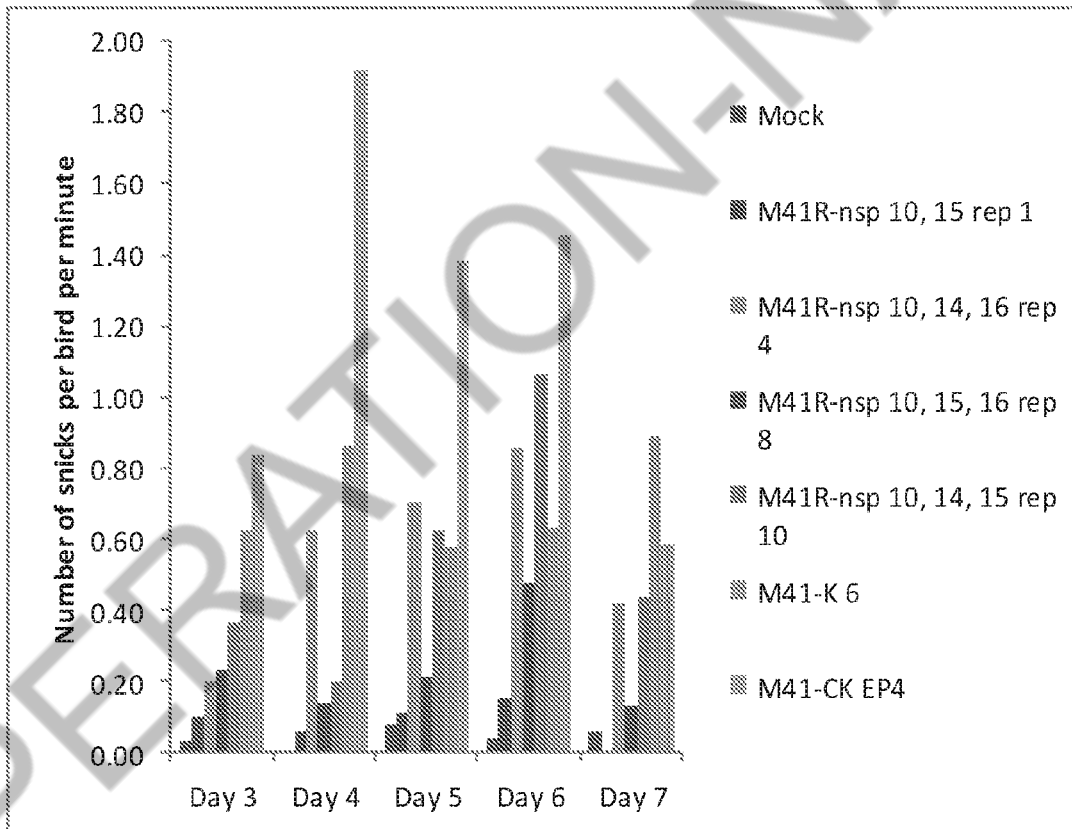


FIGURE 7

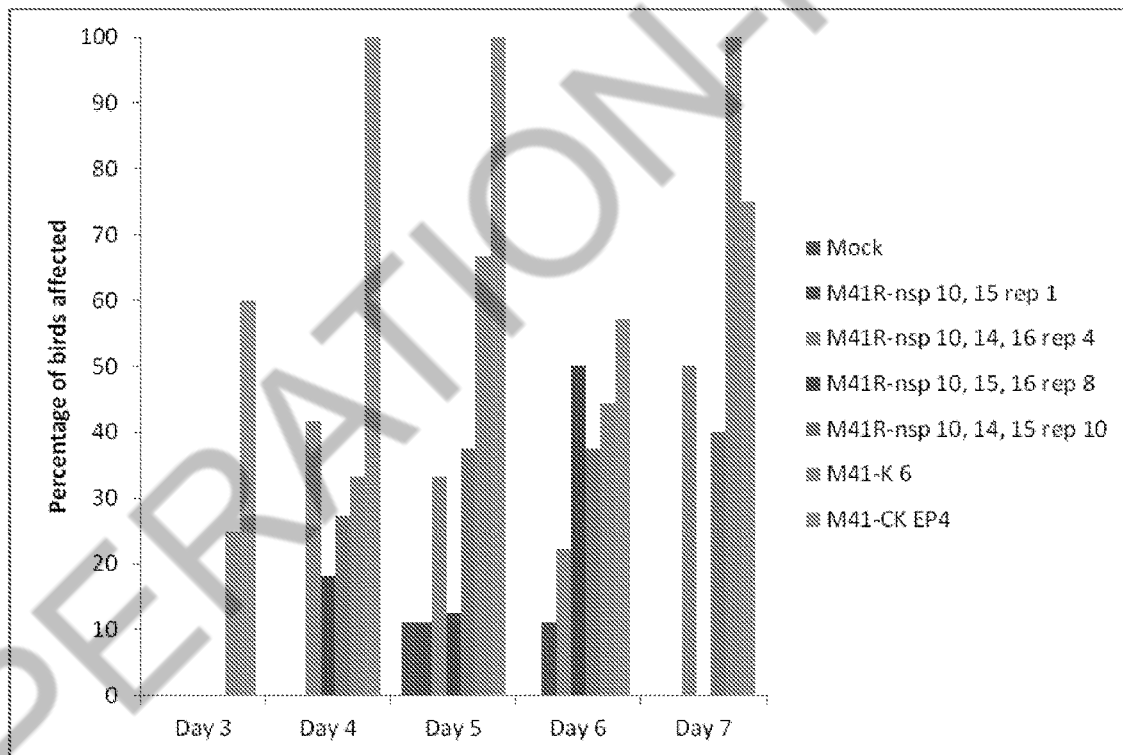


FIGURE 8

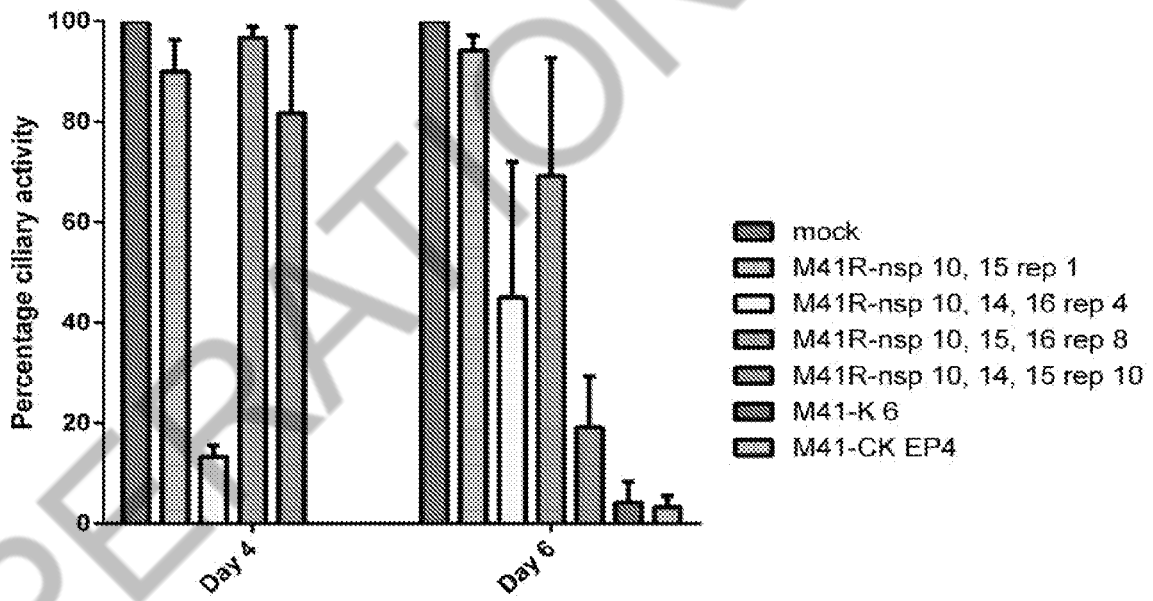
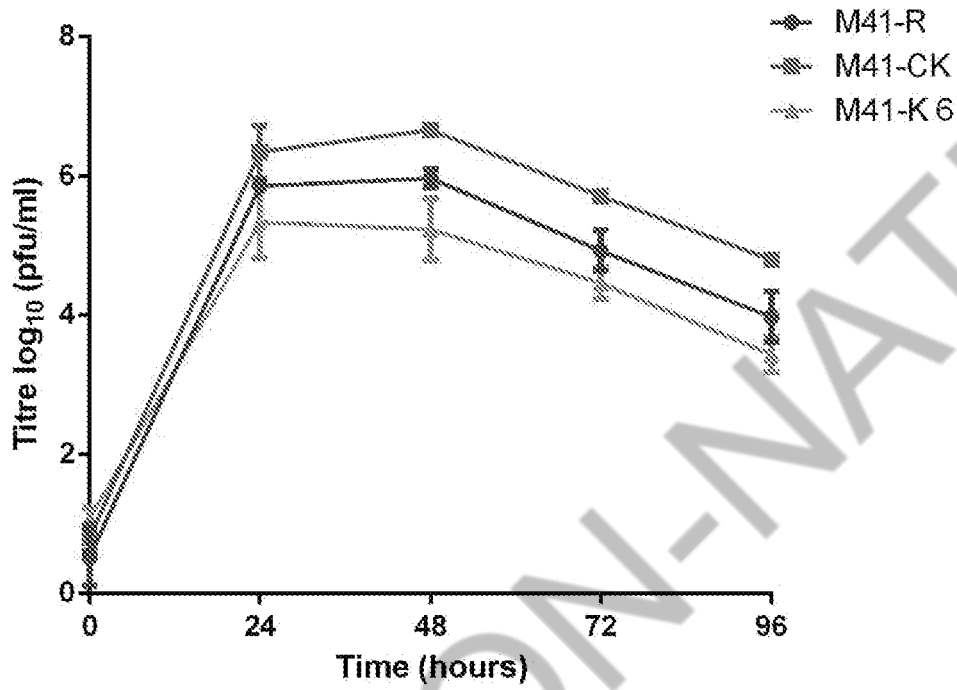


FIGURE 9

A



B

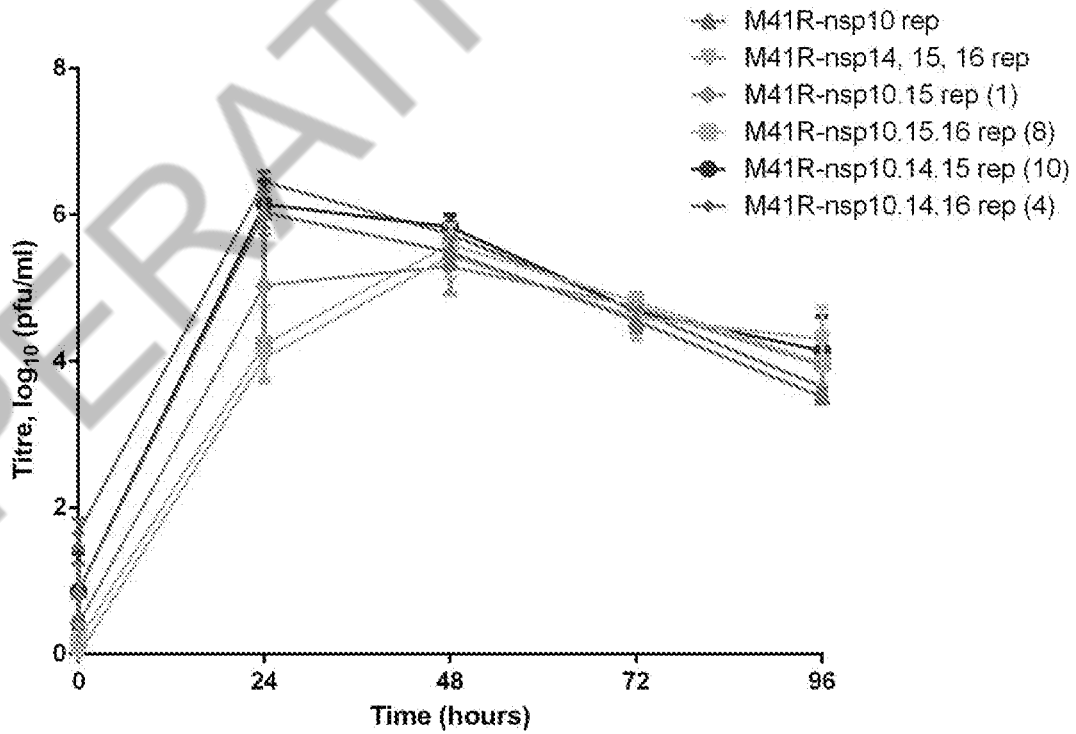


Fig. 10

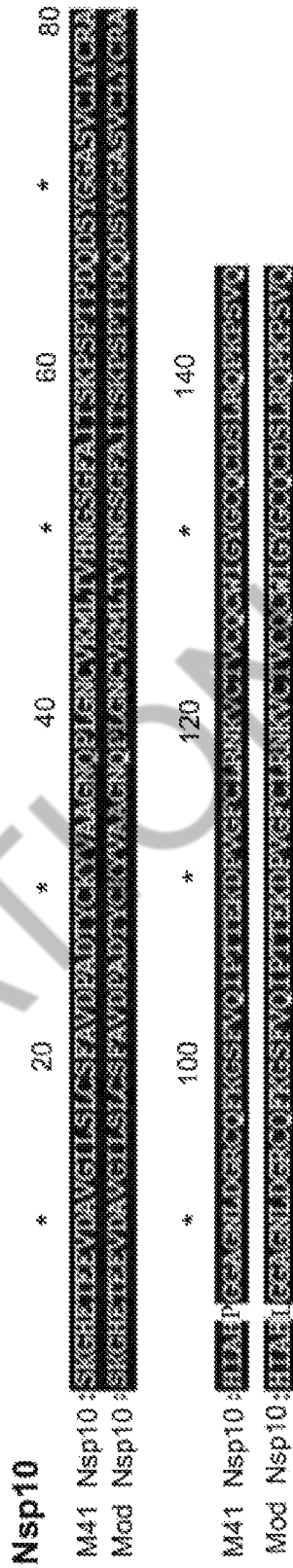


Fig. 10 (cont.)

Nsp15

M41 Nsp15
Mod Nsp15

80

*

20

*

40

*

60

*

80

M41 Nsp15
Mod Nsp15

160

*

100

*

120

*

140

*

160

M41 Nsp15
Mod Nsp15

240

*

180

*

200

*

220

*

240

M41 Nsp15
Mod Nsp15

320

*

260

*

280

*

300

*

320

M41 Nsp15
Mod Nsp15

*

Fig. 10 (cont.)

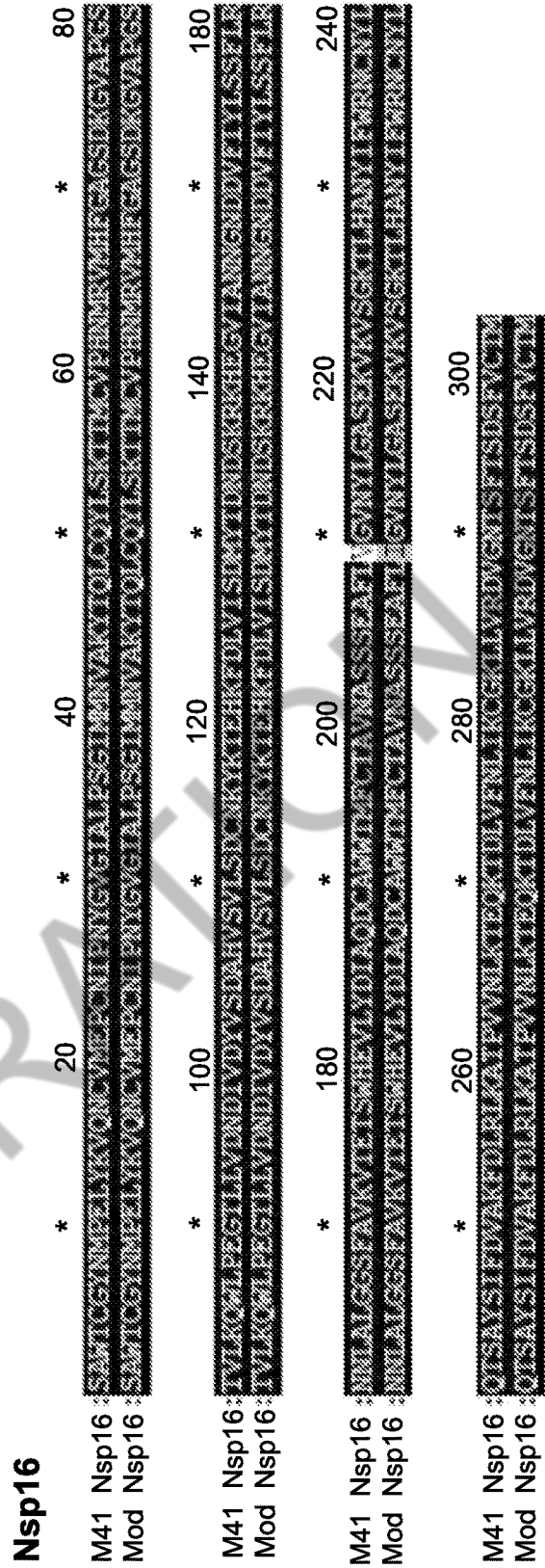


Fig. 11A

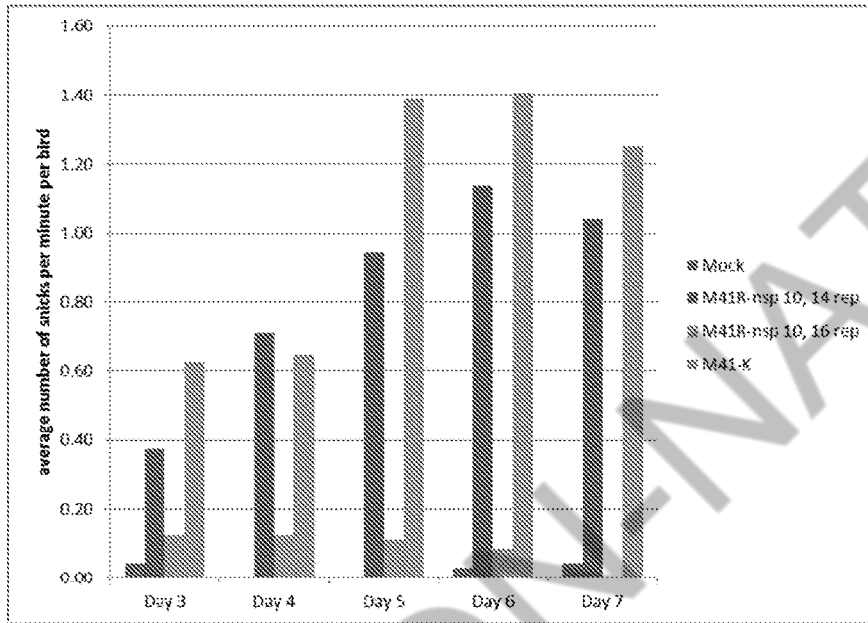


Fig. 11B

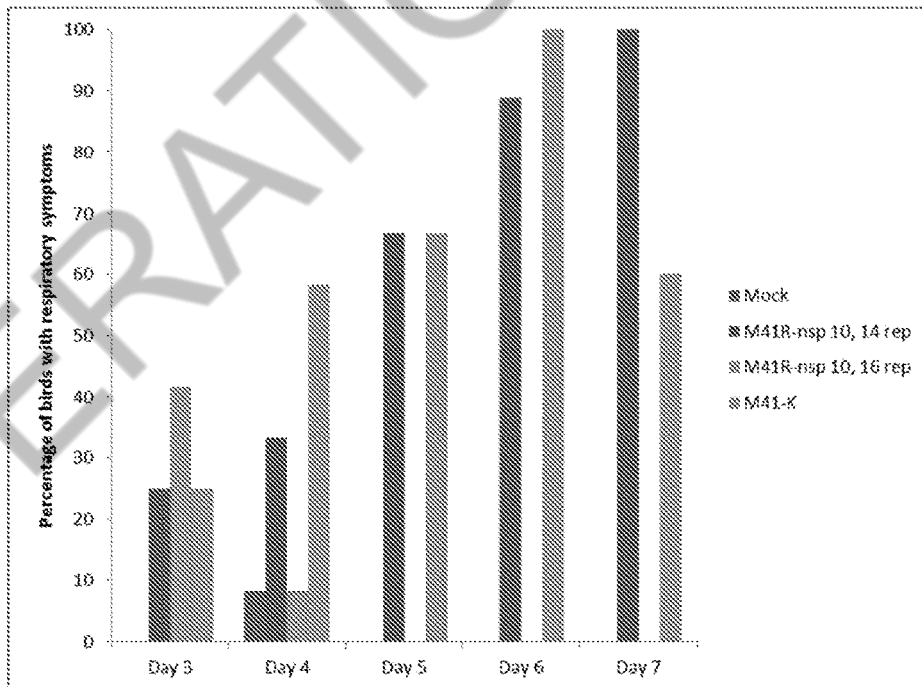
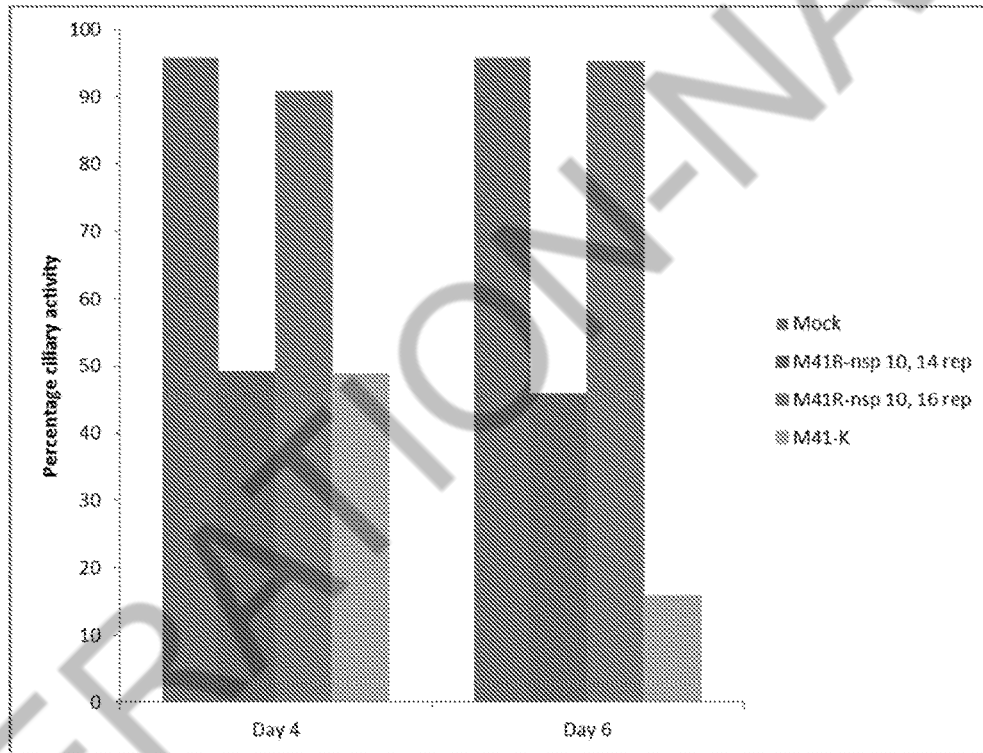


Fig. 11C



1

CORONAVIRUS

FIELD OF THE INVENTION

The present invention relates to an attenuated coronavirus comprising a variant replicase gene, which causes the virus to have reduced pathogenicity. The present invention also relates to the use of such a coronavirus in a vaccine to prevent and/or treat a disease.

BACKGROUND TO THE INVENTION

Avian infectious bronchitis virus (IBV), the aetiological agent of infectious bronchitis (IB), is a highly infectious and contagious pathogen of domestic fowl that replicates primarily in the respiratory tract but also in epithelial cells of the gut, kidney and oviduct. IBV is a member of the Order Nidovirales, Family Coronaviridae, Subfamily Coronavirinae and Genus *Gammacoronavirus*; genetically very similar coronaviruses cause disease in turkeys, guinea fowl and pheasants.

Clinical signs of IB include sneezing, tracheal rales, nasal discharge and wheezing. Meat-type birds have reduced weight gain, whilst egg-laying birds lay fewer eggs and produce poor quality eggs. The respiratory infection predisposes chickens to secondary bacterial infections which can be fatal in chicks. The virus can also cause permanent damage to the oviduct, especially in chicks, leading to reduced egg production and quality; and kidney, sometimes leading to kidney disease which can be fatal.

IBV has been reported to be responsible for more economic loss to the poultry industry than any other infectious disease. Although live attenuated vaccines and inactivated vaccines are universally used in the control of IBV, the protection gained by use of vaccination can be lost either due to vaccine breakdown or the introduction of a new IBV serotype that is not related to the vaccine used, posing a risk to the poultry industry.

Further, there is a need in the industry to develop vaccines which are suitable for use in ovo, in order to improve the efficiency and cost-effectiveness of vaccination programmes. A major challenge associated with in ovo vaccination is that the virus must be capable of replicating in the presence of maternally-derived antibodies against the virus, without being pathogenic to the embryo. Current IBV vaccines are derived following multiple passage in embryonated eggs, this results in viruses with reduced pathogenicity for chickens, so that they can be used as live attenuated vaccines. However such viruses almost always show an increased virulence to embryos and therefore cannot be used for in ova vaccination as they cause reduced hatchability. A 70% reduction in hatchability is seen in some cases.

Attenuation following multiple passage in embryonated eggs also suffers from other disadvantages. It is an empirical method, as attenuation of the viruses is random and will differ every time the virus is passaged, so passage of the same virus through a different series of eggs for attenuation purposes will lead to a different set of mutations leading to attenuation. There are also efficacy problems associated with the process: some mutations will affect the replication of the virus and some of the mutations may make the virus too attenuated. Mutations can also occur in the S gene which may also affect immunogenicity so that the desired immune response is affected and the potential vaccine may not protect against the required serotype. In addition there are problems associated with reversion to virulence and stability of vaccines.

2

It is important that new and safer vaccines are developed for the control of IBV. Thus there is a need for IBV vaccines which are not associated with these issues, in particular vaccines which may be used for in ovo vaccination.

SUMMARY OF ASPECTS OF THE INVENTION

The present inventors have used a reverse genetics approach in order to rationally attenuate IBV. This approach is much more controllable than random attenuation following multiple passages in embryonated eggs because the position of each mutation is known and its effect on the virus, i.e. the reason for attenuation, can be derived.

Using their reverse genetics approach, the present inventors have identified various mutations which cause the virus to have reduced levels of pathogenicity. The levels of pathogenicity may be reduced such that when the virus is administered to an embryonated egg, it is capable of replicating without being pathogenic to the embryo. Such viruses may be suitable for in ovo vaccination, which is a significant advantage and has improvement over attenuated IBV vaccines produced following multiple passage in embryonated eggs.

Thus in a first aspect, the present invention provides a live, attenuated coronavirus comprising a variant replicase gene encoding polyproteins comprising a mutation in one or more of non-structural protein(s) (nsp)-10, nsp-14, nsp-15 or nsp-16.

The variant replicase gene may encode a protein comprising one or more amino acid mutations selected from the list of:

Pro to Leu at position 85 of SEQ ID NO: 6;
Val to Leu at position 393 of SEQ ID NO: 7;
Leu to Ile at position 183 of SEQ ID NO: 8;
Val to Ile at position 209 of SEQ ID NO: 9.

The replicase gene may encode a protein comprising the amino acid mutation Pro to Leu at position 85 of SEQ ID NO: 6.

The replicase gene may encode a protein comprising the amino acid mutations Val to Leu at position 393 of SEQ ID NO: 7; Leu to Ile at position 183 of SEQ ID NO: 8; and Val to Ile at position 209 of SEQ ID NO: 9.

The replicase gene may encode a protein comprising the amino acid mutations Pro to Leu at position 85 of SEQ ID NO: 6; Val to Leu at position 393 of SEQ ID NO: 7; Leu to Ile at position 183 of SEQ ID NO: 8; and Val to Ile at position 209 of SEQ ID NO: 9.

The replicase gene may comprise one or more nucleotide substitutions selected from the list of:

C to T at nucleotide position 12137;
G to C at nucleotide position 18114;
T to A at nucleotide position 19047; and
G to A at nucleotide position 20139;
compared to the sequence shown as SEQ ID NO: 1.

The coronavirus may be an infectious bronchitis virus (IBV).

The coronavirus may be IBV M41.

The coronavirus may comprise an S protein at least part of which is from an IBV serotype other than M41.

For example, the S1 subunit or the entire S protein may be from an IBV serotype other than M41.

The coronavirus according to the first aspect of the invention has reduced pathogenicity compared to a coronavirus expressing a corresponding wild-type replicase, such that when the virus is administered to an embryonated egg, it is capable of replicating without being pathogenic to the embryo.

In a second aspect, the present invention provides a variant replicase gene as defined in connection with the first aspect of the invention.

In a third aspect, the present invention provides a protein encoded by a variant coronavirus replicase gene according to the second aspect of the invention.

In a fourth aspect, the present invention provides a plasmid comprising a replicase gene according to the second aspect of the invention.

In a fifth aspect, the present invention provides a method for making the coronavirus according to the first aspect of the invention which comprises the following steps:

- (i) transfecting a plasmid according to the fourth aspect of the invention into a host cell;
- (ii) infecting the host cell with a recombinating virus comprising the genome of a coronavirus strain with a replicase gene;
- (iii) allowing homologous recombination to occur between the replicase gene sequences in the plasmid and the corresponding sequences in the recombinating virus genome to produce a modified replicase gene; and
- (iv) selecting for recombinating virus comprising the modified replicase gene.

The recombinating virus may be a vaccinia virus.

The method may also include the step:

- (v) recovering recombinant coronavirus comprising the modified replicase gene from the DNA from the recombinating virus from step (iv).

In a sixth aspect, the present invention provides a cell capable of producing a coronavirus according to the first aspect of the invention.

In a seventh aspect, the present invention provides a vaccine comprising a coronavirus according to the first aspect of the invention and a pharmaceutically acceptable carrier.

In an eighth aspect, the present invention provides a method for treating and/or preventing a disease in a subject which comprises the step of administering a vaccine according to the seventh aspect of the invention to the subject.

Further aspects of the invention provide:

the vaccine according to the seventh aspect of the invention for use in treating and/or preventing a disease in a subject.

use of a coronavirus according to the first aspect of the invention in the manufacture of a vaccine for treating and/or preventing a disease in a subject.

The disease may be infectious bronchitis (IB).

The method of administration of the vaccine may be selected from the group consisting of; eye drop administration, intranasal administration, drinking water administration, post-hatch injection and in ovo injection.

Vaccination may be by in ova vaccination.

The present invention also provides a method for producing a vaccine according to the seventh aspect of the invention, which comprises the step of infecting a cell according to the sixth aspect of the invention with a coronavirus according to the first aspect of the invention.

DESCRIPTION OF THE FIGURES

FIG. 1—Growth kinetics of M41-R-6 and M41-R-12 compared to M41-CK (M41 EP4) on CK cells

FIG. 2—Clinical signs, snicking and wheezing, associated with M41-R-6 and M41-R-12 compared to M41-CK (M41 EP4) and Beau-R (Bars show mock, Beau-R, M41-R 6, M41-R 12, M41-CK EP4 from left to right of each timepoint).

FIG. 3—Ciliary activity of the viruses in tracheal rings isolated from tracheas taken from infected chicks. 100% ciliary activity indicates no effect by the virus; apathogenic, 0% activity indicates complete loss of ciliary activity, complete ciliostasis, indicating the virus is pathogenic (Bars show mock, Beau-R, M41-R 6, M41-R 12, M41-CK EP4 from left to right of each timepoint).

FIG. 4—Clinical signs, snicking, associated with M41R-nsp10rep and M41R-nsp14,15,16rep compared to M41-R-12 and M41-CK (M41 EP5) (Bars show mock, M41-R12; M41R-nsp10rep; M41R-nsp14,15,16rep and M41-CK EP5 from left to right of each timepoint).

FIG. 5—Ciliary activity of M41R-nsp10rep and M41R-nsp14,15,16rep compared to M41-R-12 and M41-CK in tracheal rings isolated from tracheas taken from infected chicks (Bars show mock; M41-R12; M41R-nsp10rep; M41R-nsp14,15,16rep and M41-CK EP5 from left to right of each timepoint).

FIG. 6—Clinical signs, snicking, associated with M41R-nsp10, 15rep, M41R-nsp10, 14, 15rep, M41R-nsp10, 14, 16rep, M41R-nsp10, 15, 16rep and M41-K compared to M41-CK (Bars show mock, M41R-nsp10,15rep1; M41R-nsp10,14,16rep4; M41R-nsp10,15,16rep8; M41R-nsp10,14, 15rep10; M41-K6 and M41-CK EP4 from left to right of each timepoint).

FIG. 7—Clinical signs, wheezing, associated with M41R-nsp10, 15rep, M41R-nsp10, 14, 15rep, M41R-nsp10, 14, 16rep, M41R-nsp10, 15, 16rep and M41-K compared to M41-CK (Bars show mock, M41R-nsp10,15rep1; M41R-nsp10,14,16rep4; M41R-nsp10,15,16rep8; M41R-nsp10,14, 15rep10; M41-K6 and M41-CK EP4 from left to right of each timepoint).

FIG. 8—Ciliary activity of M41R-nsp10, 15rep, M41R-nsp10, 14, 15rep, M41R-nsp10, 14, 16rep, M41R-nsp10, 15, 16rep and M41-K compared to M41-CK in tracheal rings isolated from tracheas taken from infected chicks (Bars show mock, M41R-nsp10,15rep1; M41R-nsp10,14,16rep4; M41R-nsp10,15,16rep8; M41R-nsp10,14,15rep10; M41-K6 and M41-CK EP4 from left to right of each timepoint).

FIG. 9—Growth kinetics of rIBVs compared to M41-CK on CK cells. FIG. 9A shows the results for M41-R and M41-K. FIG. 9B shows the results for M41-nsp10 rep; M41R-nsp14, 15, 16 rep; M41R-nsp10, 15 rep; M41R-nsp10, 15, 16 rep; M41R-nsp10, 14, 15 rep; and M41R-nsp10, 14, 16.

FIG. 10—Position of amino acid mutations in mutated nsp10, nsp14, nsp15 and nsp16 sequences.

FIG. 11—A) Snicking; B) Respiratory symptoms (wheezing and rales combined) and C) Ciliary activity of rIBV M41R-nsp 10,14 rep and rIBV M41R-nsp 10,16 rep compared to M41-CK (Bars show mock, M41R-nsp10,14rep; M41R-nsp10,16rep and M41-K from left to right of each timepoint).

DETAILED DESCRIPTION

The present invention provides a coronavirus comprising a variant replicase gene which, when expressed in the coronavirus, causes the virus to have reduced pathogenicity compared to a corresponding coronavirus which comprises the wild-type replicase gene.

Coronavirus

Gammacoronavirus is a genus of animal virus belonging to the family Coronaviridae. Coronaviruses are enveloped viruses with a positive-sense single-stranded RNA genome and a helical symmetry.

The genomic size of coronaviruses ranges from approximately 27 to 32 kilobases, which is the longest size for any known RNA virus.

Coronaviruses primarily infect the upper respiratory or gastrointestinal tract of mammals and birds. Five to six different currently known strains of coronaviruses infect humans. The most publicized human coronavirus, SARS-CoV which causes severe acute respiratory syndrome (SARS), has a unique pathogenesis because it causes both upper and lower respiratory tract infections and can also cause gastroenteritis. Middle East respiratory syndrome coronavirus (MERS-CoV) also causes a lower respiratory tract infection in humans. Coronaviruses are believed to cause a significant percentage of all common colds in human adults.

Coronaviruses also cause a range of diseases in livestock animals and domesticated pets, some of which can be serious and are a threat to the farming industry. Economically significant coronaviruses of livestock animals include infectious bronchitis virus (IBV) which mainly causes respiratory disease in chickens and seriously affects the poultry industry worldwide; porcine coronavirus (transmissible gastroenteritis, TGE) and bovine coronavirus, which both result in diarrhoea in young animals. Feline coronavirus has two forms, feline enteric coronavirus is a pathogen of minor clinical significance, but spontaneous mutation of this virus can result in feline infectious peritonitis (FIP), a disease associated with high mortality.

There are also two types of canine coronavirus (CCoV), one that causes mild gastrointestinal disease and one that has been found to cause respiratory disease. Mouse hepatitis virus (MHV) is a coronavirus that causes an epidemic murine illness with high mortality, especially among colonies of laboratory mice.

Coronaviruses are divided into four groups, as shown below:

Alpha

Canine coronavirus (CCoV)
 Feline coronavirus (FeCoV)
 Human coronavirus 229E (HCoV-229E)
 Porcine epidemic diarrhoea virus (PEDV)
 Transmissible gastroenteritis virus (TGEV)
 Human Coronavirus NL63 (NL or New Haven)

Beta

Bovine coronavirus (BCoV)
 Canine respiratory coronavirus (CRCoV)—Common in SE Asia and Micronesia
 Human coronavirus OC43 (HCoV-OC43)
 Mouse hepatitis virus (MHV)
 Porcine haemagglutinating encephalomyelitis virus (HEV)
 Rat coronavirus (Roy). Rat Coronavirus is quite prevalent in Eastern Australia where, as of March/April 2008, it has been found among native and feral rodent colonies.
 (No common name as of yet) (HCoV-HKU1)
 Severe acute respiratory syndrome coronavirus (SARS-CoV)
 Middle East respiratory syndrome coronavirus (MERS-CoV)

Gamma

Infectious bronchitis virus (IBV)
 Turkey coronavirus (Bluecomb disease virus)
 Pheasant coronavirus
 Guinea fowl coronavirus

Delta

Bulbul coronavirus (BuCoV)
 Thrush coronavirus (ThCoV)
 Munia coronavirus (MuCoV)
 Porcine coronavirus (PorCov) HKU15

The variant replicase gene of the coronavirus of the present invention may be derived from an alphacoronavirus such as TGEV; a betacoronavirus such as MHV; or a *gammacoronavirus* such as IBV.

As used herein the term “derived from” means that the replicase gene comprises substantially the same nucleotide sequence as the wild-type replicase gene of the relevant coronavirus. For example, the variant replicase gene of the present invention may have up to 80%, 85%, 90%, 95%, 98% or 99% identity with the wild type replicase sequence. The variant coronavirus replicase gene encodes a protein comprising a mutation in one or more of non-structural protein (nsp)-10, nsp-14, nsp-15 or nsp-16 when compared to the wild-type sequence of the non-structural protein.

IBV

Avian infectious bronchitis (IB) is an acute and highly contagious respiratory disease of chickens which causes significant economic losses. The disease is characterized by respiratory signs including gasping, coughing, sneezing, tracheal rales, and nasal discharge. In young chickens, severe respiratory distress may occur. In layers, respiratory distress, nephritis, decrease in egg production, and loss of internal egg quality and egg shell quality are common.

In broilers, coughing and rattling are common clinical signs, rapidly spreading in all the birds of the premises. Morbidity is 100% in non-vaccinated flocks. Mortality varies depending on age, virus strain, and secondary infections but may be up to 60% in non-vaccinated flocks.

The first IBV serotype to be identified was Massachusetts, but in the United States several serotypes, including Arkansas and Delaware, are currently circulating, in addition to the originally identified Massachusetts type.

The IBV strain Beaudette was derived following at least 150 passages in chick embryos. IBV Beaudette is no longer pathogenic for hatched chickens but rapidly kills embryos.

H120 is a commercial live attenuated IBV Massachusetts serotype vaccine strain, attenuated by approximately 120 passages in embryonated chicken eggs. H52 is another Massachusetts vaccine, and represents an earlier and slightly more pathogenic passage virus (passage 52) during the development of H120. Vaccines based on H120 are commonly used.

IB QX is a virulent field isolate of IBV. It is sometimes known as “Chinese QX” as it was originally isolated following outbreaks of disease in the Qingdao region in China in the mid 1990s. Since that time the virus has crept towards Europe. From 2004, severe egg production issues have been identified with a very similar virus in parts of Western Europe, predominantly in the Netherlands, but also reported from Germany, France, Belgium, Denmark and in the UK.

The virus isolated from the Dutch cases was identified by the Dutch Research Institute at Deventer as a new strain that they called D388. The Chinese connection came from further tests which showed that the virus was 99% similar to the Chinese QX viruses. A live attenuated QX-like IBV vaccine strain has now been developed.

IBV is an enveloped virus that replicates in the cell cytoplasm and contains an non-segmented, single-stranded, positive sense RNA genome. IBV has a 27.6 kb RNA genome and like all coronaviruses contains the four structural proteins; spike glycoprotein (S), small membrane pro-

tein (E), integral membrane protein (M) and nucleocapsid protein (N) which interacts with the genomic RNA.

The genome is organised in the following manner: 5'UTR—polymerase (replicase) gene—structural protein genes (S-E-M-N)—UTR 3'; where the UTR are untranslated regions (each ~500 nucleotides in IBV).

The lipid envelope contains three membrane proteins: S, M and E. The IBV S protein is a type I glycoprotein which oligomerizes in the endoplasmic reticulum and is assembled into homotrimer inserted in the virion membrane via the transmembrane domain and is associated through non-covalent interactions with the M protein. Following incorporation into coronavirus particles, the S protein is responsible for binding to the target cell receptor and fusion of the viral and cellular membranes. The S glycoprotein consists of four domains: a signal sequence that is cleaved during synthesis; the ectodomain, which is present on the outside of the virion particle; the transmembrane region responsible for anchoring the S protein into the lipid bilayer of the virion particle; and the cytoplasmic tail.

All coronaviruses also encode a set of accessory protein genes of unknown function that are not required for replication in vitro, but may play a role in pathogenesis. IBV

encodes two accessory genes, genes 3 and 5, which both express two accessory proteins 3a, 3b and 5a, 5b, respectively.

The variant replicase gene of the coronavirus of the present invention may be derived from an IBV. For example the IBV may be IBV Beaudette, H120, H52, IB QX, D388 or M41.

The IBV may be IBV M41. M41 is a prototypic Massachusetts serotype that was isolated in the USA in 1941. It is an isolate used in many labs throughout the world as a pathogenic lab stain and can be obtained from ATCC (VR-21™). Attenuated variants are also used by several vaccine producers as IBV vaccines against Massachusetts serotypes causing problems in the field. The present inventors chose to use this strain as they had worked for many years on this virus, and because the sequence of the complete virus genome is available. The M41 isolate, M41-CK, used by the present inventors was adapted to grow in primary chick kidney (CK) cells and was therefore deemed amenable for recovery as an infectious virus from a cDNA of the complete genome. It is representative of a pathogenic IBV and therefore can be analysed for mutations that cause either loss or reduction in pathogenicity.

The genome sequence of IBV M41-CK is provided as SEQ ID NO: 1.

IBV M41-CK Sequence

SEQ ID NO: 1

ACTTAAGATAGATATTAATATATATCTATCACACTAGCCTTGCCTAGATTTCCAACCTTA
 ACAAACGGACTTAAATACCTACAGCTGGTCCCTCATAGGTGTCCATGTCAGTGCACCTT
 AGTGCCCTGGATGGACCTGGCCACCTGTCAGGTTTTTGTATTAAAACTTATTGTTGC
 TGGTATCACTGCTTGTTCGCGTGTCTCACTTTATACATCCGTTGCTGGGCTACCTAG
 TATCCAGCGTCTACGGGCGCGTGGCTGGTTCGAGTGCGAAGAACCCTGTTTCATCTA
 GCGGTAGGCGGGTGTGTGGAAGTAGCACTTCAGACGTACCGGTTCTGTTGTGTGAAATAC
 GGGGTCACCTCCCCCACATACCTCTAAGGGCTTTGAGCCTAGCGTTGGGCTACGTTCT
 CGCATAAGGTCGGCTATACGACGTTTGTAGGGGTAGTGCCAAACAACCCCTGAGGTGAC
 AGGTTCTGGTGGTGTGTTAGTGAGCAGACATACAATAGACAGTGACAACATGGCTTCAAGC
 CTAAAACAGGGAGTATCTCGAAACTAAGGGATGTCATTGTTGTATCCAAAGAGATTGCT
 GAACAACCTTTGTGACGCTTTGTTTTCTATACGTCAACAACCCCTAAGGATTACGCTGAT
 GCTTTTGCACTTAGGCAGAAGTTTGTATCGTAATCTGCAGACTGGGAAACAGTTCAAATTT
 GAAACTGTGTGGTCTCTTCTCTTGAAGGGAGTTGACAAAATAACACCTGGCGTCCCA
 GCAAAGTCTTAAAGCCACTTCTAAGTTGGCAGATTTAGAAGACATCTTTGGTGTCTCT
 CCCTTTGCAAGAAAATATCGTGAACCTTTGAAGACAGCATGCCAGTGGTCTCTTACTGTA
 GAAACACTGGATGCTCGTGCAAACTCTTGATGAAATTTTTGACCCTACTGAAATACTT
 TGGCTTCAAGTGGCAGCAAAAATCCAAGTTTCGGCTATGGCGATGCGCAGGCTTGTGGGA
 GAAGTAACTGCAAAAGTCATGGATGCTTTGGGCTCAAATATGAGTGTCTTTTCCAGATT
 TTTAAACAACAATAGTCAGAATTTTTCAAAAAGCGCTGGCTATTTTTGAGAATGTGAGT
 GAATTACCACAGCGTATGCAGCACTTAAGATGGCTTTTGCTAAGTGTGCCAAGTCCATT
 ACTGTTGTTGTTATGGAGAGGACTCTAGTTGTTAGAGAGTTCGCGAGGAACCTGTCTTGCA
 AGCATTAAATGGTGTGTTGCAAAATCTTTGAAGAACTCCCAAATGGTTTCATGGGTGCT
 AAAATTTCACTACACTTGCCTTCTTTAGGGAGGCTGCAGTGAATAATGTGGATAACATA
 CCAAATGCACCGAGAGGCACTAAAGGGTTGAAGTCGTTGGTAATGCCAAAGGTACACAA

- continued

GTTGTTGTGCGTGGCATGGGAAATGACTTAACACTGGTTGAGCAAAAAGCTGAAATTGCT
 GTGGAGTCAGAAGTTGGTCTGCAATTTGGGTGGACATCTTTGCTATGCTTTAAGAGT
 GGTGATCGCTTTTACGCGGCACCTCTTTCAGGAAATTTGCATTGCATGATGTGCATTGT
 TGTGAGCGTGTGTCTGCTTTCTGATGGTGTAAACCCGGAGATAAATGATGGACTTATT
 CTTGCAGCAATCTACTCTTCTTTTAGTGTGCGAGAAGTGTGGCAGCCATTAAGGGGT
 GAACCATTTAAGTTTCTGGGTATAAATTTGTGTATGCAAAGGATGCAGCAGTTTCTTTT
 ACATTAGCGAAGGCTGCTACTATTGCAGATGTTTTGAAGCTGTTCAATCAGCGCGTGTG
 AAAGTAGAAGATGTTTGGTCTTCACTTACTGAAAAGTCTTTTGAATTCGGAGGCTTGCA
 TATGGAAAAGTGCCTAATCTCGAAGAATTTGTTAAGACTTGTTTTTGTAAGGCTCAAATG
 GCGATTGTGATTTTAGCGACAGTGTGGAGAGGGCATTGGCATCTGTTTCGCAAGTC
 ATCTATAAAGTAGGTGGTCTTTTACTAAAGTTGTTGACTTTTGTGAAAAATATTGAAA
 GGTTTTTGTGCACAGTTGAAAAGAGCTAAGCTCATTGTCACTGAAACCCCTGTGTTTTG
 AAAGGAGTTGCACAGCATTGTTTCAACTATTGCTGGATGCAATACAGTTTATGTATAAA
 AGTTTTAAGAAGTGTGCACTTGGTAGAATCCATGGAGACTTGCTCTTCTGGAAGGAGGT
 GTGCACAAAAATTTCAAGAGGGCGATGAAATTTGGTTGAGGGCATTGATAGTATTGAT
 GTTGAAGATCTGGGTGTGTTCAAGAAAAATGATTGATTTTGATGTTTGTGATAATGTG
 ACAC TTCAGAGAACCAACCCGGT CATATGGTTCAAATCGAGGATGACGGAAGAACTAC
 ATGTTCTTCCGCTTCAAAAAGGATGAGAACATTTATTATACACCAATGTCAAGCTTGGT
 GCTATTAATGTGGTTTGCAAGCAGGCGGTAAAAGTGTCACTTTGGAGAACTACTGTG
 CAAGAAATACCACCACCTGATGTTGTGTTTATTAAGGTTAGCATTGAGTGTGTGGTGAA
 CCATGGAATACAATCTTCAAAAAGGCTTATAAGGAGCCATTGAAGTAGAGACAGACCTC
 ACAGTTGAACAATTGCTCTCTGTGGTCTATGAGAAAAATGTGTGATGATCTCAAGCTGTTT
 CCGGAGGCTCCAGAACCACCACCTTTGAGAATGTCACACTTGTGATAAGAATGGTAAA
 GATTTGGATTGCATAAAATCATGCCATCTGATCTATCGTGATTATGAGAGCGATGATGAC
 ATCGAGGAAGAAGATGCAGAAGAATGTGACACGGATTCAGGTGATGCTGAGGAGTGTGAC
 ACTAATTCAGAATGTGAAGAAGAAGATGAGGATACTAAAGTGTGGCTTTATACAAGAC
 CCGCAAGTAACAAATATCCTCTGCCTCTTGATGATGATTATAGCGTCTACAATGGATGT
 ATTGTTCAATAAGGACGCTCTCGATGTTGTGAATTTACCATCTGGTGAAGAAACCTTTGTT
 GTCATAACTGCTTTTGAAGGGGCTGTTAAAGCTCTCCGAGAAAGTTATTGATGTTCTA
 GGTGACTGGGGTGAGGCTGTTGATGCGCAAGAACAATTGTGTCACAAGAATCAACTCGG
 GTCATATCTGAGAAATCAGTTGAGGGTTTTACTGGTAGTTGTGATGCAATGGCTGAACAA
 GCTATTGTTGAAGAGCAGGAAATAGTACCTGTTGTTGAACAAAGTCAGGATGTAGTTGTT
 TTTACACCTGCAGACCTAGAAGTTGTTAAAGAAACAGCAGAAGAGGTTGATGAGTTTATT
 CTCATTTCTGCTGTCCCTAAAGAAGAAGTTGTGTCTCAGGAGAAAGAGGACCACAGGTT
 GAGCAAGAGCTACCTAGTTGTTAAAGCACAACGTGAGAAGAAGGCTAAAAGTTCAA
 GTTAAACCAGCTACATGTGAAAAACCCAAATTTTGGAGTACAAAACATGTGTGGGTGAT
 TTGGCTGTTGTAATGCCAAAGCATGGATGAGTTTAAAGAGTCTGCATTGTAACGCT
 GCAAATGAGCACATGTCGCATGGTGGTGGCGTTGCAAAGGCAATTGCAGACTTTTGTGGA
 CCGGACTTTGTTGAATATTGCGCGGACTATGTTAAGAAACATGGTCCACAGCAAAAACCTT
 GTCACACCTTCATTTGTTAAAGGCATTCAATGTGTGAATAATGTTGTAGGACCTCGCCAT
 GGAGACAGCAACTTGGCTGAGAAGCTTGTGCTGCTTACAAGAGTGTCTTGTAGGTGGA




-continued

GTGGTTAACTATGTTGTGCCAGTTCTCTCATCAGGGATTTTGGTGTAGATTTTAAAAATA
TCAATAGATGCTATGCGCGAAGCTTTTAAAGGTTGTGCCATACGCGTTCTTTTATTTCT
CTGAGTCAAGAACACATCGATTATTTTCGATGCAACTTGTAAGCAGAAGACAATTTATCTT
ACGGAGGATGGTGTAAATACCGCTCTGTTGTTTAAACCTGGTGATTCTTTGGGTCAA
TTTGACAGGTTTTTGCAAGAAATAAGGTAGTCTTTTCGGCTGATGATGTTGAGGATAAA
GAAATCCTCTTTATACCCACAACACTGACAGACTATTCTTGAATATTATGGTTTAGATGCG
CAAAAGTATGTAACATATTGCAAACGCTTGCGCAGARATGGGATGTTCAATATAGAGAC
AATTTTGTATATTAGAGTGGCGTGACGGAAATTGCTGGATTAGTTCAGCAATAGTTCCTC
CTTCAAGCTGCTAAAATTAGATTTAAAGGTTTTCTTGCAGAAGCATGGGCTAAACTGTTG
GGTGGAGATCCTACAGACTTTGTTGCCTGGTGTATGCAAGTTGCAATGCTAAAGTAGGT
GATTTTTCAGATGCTAATTGGCTTTTGGCCAATTTAGCAGAACATTTTGACGCAGATTAC
ACAAATGCACTTCTTAAGAAGTGTGTGTCGTGCAATTGTGGTGTAAAGATTATGAACTT
AGGGGTCTTGAAGCCTGTATTGAGCCAGTTGAGCACCTAATCTTCTACATTTTAAACG
CAATATTCAAATGCCCCAACCTGTGGTGCAAGTAGTACGGATGAAGTAATAGAAGCTTCA
TTACCGTACTTATTGCTTTTTGCTACTGATGGTCTGCTACAGTTGATTGTGATGAAAAT
GCTGTAGGACTGTGTTTTATTGGCTCTACTAATAGTGGCCATTGTTATACACAAGCC
GATGGTAAGGCTTTTGACAATCTTGCTAAGGATAGAAAAATTTGGAAGGAAGTCGCCTTAC
ATTACAGCAATGTATACACGTTTTTCTCTTAGGAGTGAAAATCCCTACTTGTGTTGAA
CATAGTAAGGGTAAAGCTAAAGTAGTAAAAGAAGATGTTTCTAACCTTGCTACTAGTTCT
AAAGCCAGTTTTGACGATCTTACTGACTTTGAACACTGGTATGATAGCAACATCTATGAG
AGTCTTAAAGTGCAGGAGACACCTGATAATCTTGATGAATATGTGTCATTTACGACAAAG
GAAGATTCTAAGTTGCCACTGACACTTAAAGTTAGAGGTATCAAATCAGTTGTTGACTTT
AGGTCTAAGGATGGTTTTACTTATAAGTTAACACCTGATACTGATGAAAATTCAAAAACA
CCAGTCTACTACCCAGTCTTGGATTCTATTAGTCTTAGGGCAATATGGGTTGAAGGCAGT
GCTAATTTTGTGTTGGGCATCCAAATTATTATAGTAAGTCTCTCCGAATTTCCACGTTT
TGGGAAAATGCCGAGAGCTTTGTTAAAATGGGTTATAAAAATTGATGGTGAACATATGGGC
CTTTGGCGTGACAGAACCTTAATAAACCTAATTTGGAGAGAATTTTAAACATTGCTAAG
AAAGCTATTGTTGGATCTAGTGTGTTACTACGCAGTGTGGTAAAATACTAGTTAAAGCA
GCTACATACGTTGCCGATAAAGTAGGTGATGGTGTAGTTCGCAATATTACAGATAGAATT
AAGGGTCTTTGTGGATTACACGTTGCCATTTTGAAGAAAATGTCCCTACAATTTCTA
AAGACACTTGTGTTCTTTTCTTTTATTCTTAAAGGCTAGTGTAAAGATTAGTTTCT
AGCTATAAGATTGTGTTATGTAAGTGGTGTGTTGCTACCTACTTATAGTGTGGTTTATA
TACACAAGTAATCCAGTAGTGTTTACTGGAATACGTGTGCTAGACTTCTTATTTGAAGGT
TCTTTATGTGGTCTTATAATGACTACGGTAAAGATTCTTTTGATGTGTACGGTATTGT
GCAGGTGATTTTACTTGTGCTGTGTTTACATGATAGAGATTCACCTCATCTGTACAAA
CATGCTTATAGCGTAGAACAAATTTATAAGGATGCAGCTTCTGGCATTAACTTTAATTGG
AATTGGCTTTATTTGGTCTTCTAATATTATTGTTAAGCCAGTGGCAGGTTTTGTTATT
ATTTGTTATTGTGTTAAGTATTGGTATTGAGTTCAACTGTGTTGCAAACTGGTGTAGGT
TTTCTAGATTGGTTTTGTA AAAACAGTTTTTACCCATTTAATTTTATGGGAGCGGGATTT
TATTTCTGGCTCTTTTACAAGATATACGTACAAGTGCATCATATATTGTACTGTAAGGAT

- continued

GTAACATGTGAAGTGTGCAAGAGAGTTGCACGCAGCAACAGGCAAGAGGTTAGCGTTGTA
 GTTGGTGGACGCAAGCAAAATAGTGCATGTTTACACTAATTCTGGCTATAACTTTTGTAA
 AGACATAATTGGTATTGTAGAAAATTGTGATGATTATGGTCACCAAAATACATTTATGTCC
 CCTGAAGTTGCTGGCGAGCTTCTGAAAAGCTTAAGCGCCATGTTAAACCTACAGCATAT
 GCTTACCACGTTGTATGAGGCATGCGTGGTTGATGATTTTGTAAATTTAAAAATAAAG
 GCTGCAATTGCTGGTAAGGATAATGCATCTTCTGCTGTTAAGTGTTCAGTGTACAGAT
 TTTTAAAGAAAGCTGTTTTCTTAAGGAGGCATTGAAATGTGAACAAAATATCTAATGAT
 GGTTTTATAGTGTGAATAACAGAGTGCAGCATGCACTAGAGGAAGCAAGAATGCAGCC
 GTCTATTATGCGCAATATCTGTGTAAGCCAATACTTATACTTGACCAGGCACCTTATGAG
 CAATTAATAGTAGAGCCTGTGCTAAGAGTGTATAGATAAAGTGTAGCATTGTGCT
 AATAATAATATCTGTAGATACTGCAGCTTTAAATTTAAGGCAGGCACACTTCGTGATGCT
 CTGCTTCTATTACTAAAGACGAAGAAGCCGTAGATATGGCTATCTTCTGCCACAATCAT
 GAAGTGGAATACACTGGTGACGGTTTTACTAATGTGATACCGTCATATGGTATGGACT
 GATAAGTTGACACCTCGTGATAGAGGGTTTTGATAAATGCAGATGCTTCTATTGCTAAT
 TTAAGAGTCAAAAATGCTCCTCCGGTAGTATGGAAGTTTTCTGATCTTATTAATTGTCT
 GACAGTTGCCTTAAATATTTAATTTAGCTACTGTCAAGTCAGGAGGTCGTTTTCTTTATA
 ACAAGTCTGGTGTCAAACAAGTTATTTCTGTGCATACCCAGAACTGTTGGTAGAGAAA
 AAGGCAGTGGTGTATTATAAACACTTTTAAATGGTTATGAGTTGTTTTAAATGGCTT
 TTTGCTTTTTATATACTTTTTACAGCATGTTGTTGGGTTACTACTATATGGAGATGAAT
 AAAAGTTTTGTTCAACCCATGTATGATGTAACTCCACACTGCATGTTGAAGGGTTCAA
 GTTAGACAAAAGGTGTTATTAGAGAGATTGTGTGAGAATAATGTTTCTCTAATAAG
 TTTGTTAATTTTGACGCCTTTTGGGGTAAATCATATGAAAATAATAAAACTGTCCAATT
 GTTACAGTTGTTATAGATGGTGACGGGACAGTAGCTGTGGTGTTCCTGGTTTTGTATCA
 TGGGTTATGGATGGTGTATTGTTGTGCATATGACACAGACTGATCGTAGACCTTGGTAC
 ATTCCTACCTGGTTAATAGAGAAATGTTGGTTACACTCAGGATTC AATTATCACTGAG
 GGTAGTTTTTATACATCTATAGCATTATTTCTGCTAGATGTTTATATTTAACAGCCAGC
 AATACACCTCAATTGTATTGTTTAAATGGCGACAATGATGCACCTGGAGCCTTACCATTT
 GGTAGTATTATTCCTCATAGAGTATACTTCCAACCTAATGGTGTAGGCTTATAGTTCCA
 CAACAAACTGCATACACCTACATAGTGAAGTTTGTTCAGACAGCTATGTAGAGGT
 AGTGTATGTGAGTATACTAAACCAGGTTACTGTGTGCTACTAGACTCCCAATGGGTTTTG
 TTTAATGATGAATACATTAGTAAACCTGGCGTTTTCTGTGGTTCTACTGTTAGAGAACCT
 ATGTTAATATGGTTAGTACATTTCTTACTGGTGTCAACCTAATATTTATATTAGCTA
 GCAACTATGTTTTTAACTAGTTGTTATTGTGTTAATTTTGCAATGGTTATAAAGTTT
 CAAGGTGTTTTTAAAGCTTATGCGACCATTGTGTTTACAATAATGTTAGTTTGGGTTATT
 AATGCATTTGTTTTGTGTACATAGTTATAATAGTGTTTTAGCTGTTATATTATTAGTA
 CTCTATTGCTATGCATCATGGTTACAAGTCGCAATACTGCTATAATAATGCATTGTTGG
 CTGTTTTTACCTTTGGTTTAAATAGTACCCACATGGTTGGCTTGTGCTATCTGGGATTT
 ATTCCTTATATGACACACCGTTGGTTTTCTGGTGTACGGTACTACTAAAAACTCGT
 AAGTTGTATGATGGCAACGAGTTTGTGGTAATTATGACCTTGCTGCGAAGAGCACTTTT
 GTTATTCGTGGTACTGAATTTGTTAAGCTTACGAATGAGATAGGTGATAAATTTGAAGCC
 TATCTTCTGCGTATGCTAGACTTAAATACTATTAGGCACTGGTAGTGAGCAAGATTAC



-continued

TTGCAAGCTTGTGCGTCATGGTTAGCTTATGCTTTGGACCAATATAGAAATAGTGGTGTT
GAGGTTGTTTATACCCACCGCTTACTCTATTGGTGTAGTAGACTACACGCTGGTTTT
AAAAAAGTAGTTTCTCCTAGTAGTGTCTTTGAGAAGTGCATTGTTAGTGTCTCTTATAGA
GGCAATAATCTTAATGGACTGTGGCTGGGTGATTCTATTACTGCCACGCATGTGTTA
GGTAAGTTTAGTGGTGACCAGTGGGGTGACGTACTAAACCTTGCTAATAATCATGAGTTT
GAAGTTGTAACCAAAATGGTGTACTTTGAATGTTGTGAGCAGGCGGCTTAAAGGAGCA
GTTTTAATTTTACAACTGCAGTTGCCAATGCTGAACTCCTAAGTATAAGTTTGTAAAA
GCTAATTGTGGTGATAGTTTCACTATAGCTTGTCTTATGGTGGTACAGTTATAGGACTT
TACCCTGTCACTATGCGTTCTAATGGTACTATTAGAGCATCTTCTTAGCAGGAGCCTGT
GGCTCAGTTGGTTTTAATATAGAAAAGGGTGTAGTTAATTTCTTTTATATGACCATCTT
GAGTTACCTAATGCATTACACACTGGAACTGACCTAATGGGTGAGTTTTATGGTGGTTAT
GTAGATGAAGAGGTTGCGCAAAGAGTGCCACCAGATAATCTAGTTACTAACAAATATTGTA
GCATGGCTCTATGGGGCAATTATTAGTGTAAAGAAAGTAGTTTTTCCAACTTAAATGG
TTGGAGAGTACTACTGTTTCTATTGAAGATTACAATAGGTGGGCTAGTGATAATGGTTTT
ACTCCATTTCCACTAGTACTGCTATTACTAAATTAAGTGTATAACTGGGGTTGATGTT
TGAAACTCCTTCGCCTATTATGGTAAAAAGTGTCAATGGGGTAGTGATCCCATTTTA
GGACAATATAATTTGAAGACGAATGACACCAGAATCTGTATTTAATCAAGTTGGTGGT
GTTAGGTTACAGCTCTCTTTTGAAGAAAAGCTACATCTGGTTTTGGAGTAGATGTGTA
TTAGCTTGCTTCTGTTTGTGTTGTGCTATTGCTTATTACGGCAGTGCCACTTAAG
TTTTATGTACATGCAGCTGTTATTTGTTGATGGCTGTGCTCTTATTTCTTTTACTGTT
AAACATGTTATGGCATAACATGGACACTTTCCTATTGCCCTACATTGATACAGTTATTTAT
GGAGTTTGTGCTGAAGTCCCTTTCATATACAATACTCTAATTAGTCAAGTTGTTATTTTC
TTAAGCCAATGGTATGATCCTGTAGTCTTTGATACTATGGTACCATGGATGTTATTGCCA
TTAGTGTGTACACTGCTTTTAAAGTGTGTACAAGGCTGCTATATGAATCTTTCAACT
TCTTTGTTAATGCTGTATCAGTTTATGAAGTTAGGTTTGTGTTATTTACACCTCTTGAAAC
ACTCTTACTGCATATACAGAAGGTAATTTGGGAGTATTCTTTGAGTTGGTTCACACTATT
GTGTTGGCTAATGTTAGTAGTAATTCCTTAAATGGTTTAAATGTTTTTAAAGTGTGCTAAG
TGGATTTTATATATTGCAATGCAACATACTTTAATAATTATGTGTTAATGGCAGTCATG
GTTAATGGCATAGGCTGGCTTGCACCTGTACTTTGGATTGTATTGGTGGGTTAATAAA
GTTTTTGGTTTAACTTAGGTAATAACAATTTTAAAGTTTCAAGTAGATCAATATAGGTAT
ATGTGTTTGCATAAGGTAATCCACCTAAAACCTGTGGGAGGCTTTTACTACAAATATA
CTTATACAAGGAATTTGGAGGCGATCGTGTGTTGCCTATAGCTACAGTGCAATCTAAATG
AGTGATGTAAGTGTACAACCTGTTGTTTTAATGCAGCTTTTGACTAAGCTTAAATGTTGAA
GCAAATTCAAAAATGCATGCTTATCTTGTGAGTTACACAATAAAATCCTCGCATCTGAT
GATGTTGGAGAGTGCATGGATAATTTATTGGGTATGCTTATAACACTATTTTGTATAGAT
TCTACTATTGATTTGGGTGAGTATTGTGATGATATACTTAAAGAGGTCAACTGTATTACAA
TCGGTTACTCAAGAGTTTTTCGCACATACCCCTCGTATGCTGAATATGAAAGAGCTAAGAGT
ATTTATGAAAAGGTTTTAGCCGATTCTAAAAATGGTGGTGTAAACAGCAAGAGCTTGCT
GCATATCGTAAAGCTGCCAATATTGCAAAGTCAAGTTTTTGATAGAGACTTGGCTGTTCAA
AAGAAGTTAGATAGCATGGCAGAACGTGCTATGACAACAATGTATAAAGAGGCGCGTGTA

- continued

ACTGATAGAAGAGCAAAATAGTTTCATCATACATGCACACTTTTTTCAATGCTTAAG
 AAAATAGATTCTGAGAAGCTTAATGTCTTATTTGACCAGGCGAATAGTGGTGTGTACCC
 CTAGCAACTGTTCCAATGTTTGTAGTAATAAGCTTACCCTGTTTATACCAGACCCAGAG
 ACGTGGGTCAAGTGTGGAGGGTGTGCATGTTACATATCAACAGTTGTTTGGAAATATA
 GACTGTGTACTGATGCCGATGGCACAGAGTTACACCCACTTCTACAGGTAGTGGATTG
 ACTTACTGTATAAGTGGTATAATATAGCATGGCCTTTAAAGGTTAACTGACTAGGAAT
 GGGCATAATAAGGTTGATGTTGCCCTTGCAAAATAATGAGCTTATGCCCTCACGGTGTAAAG
 ACAAGGCTTGCGTAGCAGGTGTAGATCAAGCACATTGTAGCGTTGAGTCTAAATGTTAT
 TATACAAGTATTAGTGGCAGTTCAGTTGTAGCTGCTATTACCTCTTCAAATCCTAATCTG
 AAAGTAGCCTCTTTTTGAATGAGGCAGGTAATCAGATTTATGTAGACTTAGACCGAGCA
 TGTAAATTTGGTATGAAAGTGGGTGATAAGGTTGAAGTTGTTTACCTGTATTTTATAAAA
 AATACGAGGTCTATTGTAAGAGGTATGGTACTTGGTGCATATCTAATGTTGTGTGTTA
 CAATCTAAAGGTCAAGAGACAGAGGAAGTGGATGCTGTAGGCATTCTCTCACTTGTCTCT
 TTTGCAGTAGATCCTGCGGATACATATGTAATATGTGGCAGCAGGTAATCAACCTTTA
 GGTAAGTGTGTTAAATGTTGACAGTACATAATGGTAGTGGTTTTGCAATAACATCAAAG
 CCAAGTCCAACCTCCGGATCAGGATCTTATGGAGGAGCTTCTGTGTCTTTATGTAGA
 GCACATATAGCACACCCCTGGCGGAGCAGGAAATTTAGATGGACGCTGTCAATTTAAAGGT
 TCTTTTGTGCAAAATACCTACTACGGAGAAAGATCCTGTTGGATTCTGTCTACGTAACAAG
 GTTTCAGTCTTTGTCAGTGTGGATTGGTTATGGATGTCAGTGTGATTCACTTAGACAA
 CCTAAACCTTCTGTTCAAGTCAAGTGTGCTGTTGCATCTGGTTTTGATAAGAATATTTAAAC
 GGGTACGGGGTAGCAGTGGGCTCGGCTGATACCCCTAGCTAATGGATGTGACCCCGATG
 TTGTAAAGCGAGCCTTTGATGTTTGTAAATAAGGAATCAGCCGGTATGTTTCAAAATTTGA
 AGCGTAACTGTGCACGATTCCAAGAAGTACGTGATACTGAAGATGGAATCTTGAGTATT
 GTGATTCTTATTTGTGGTTAAACAAACCACTCCTAGTAATTATGAACATGAGAAAGCTT
 GTTATGAAGACTTAAAGTCAGAAGTAACAGCTGATCATGATTTCTTTGTGTTCAATAAGA
 ACATTTATAATATTAGTAGGCAGAGGCTTACTAAGTATACTATGATGGATTTTGTCTATG
 CTTTGCAGCCTTTGACCCAAAGGATTGCGAAGTCTTAAAGAAATACTGTCACTTATG
 GTTGTATAGAAGATATCACCTAAGTGGTTTGAAGAGAATAAGGATTTGGTACGACCCAA
 TAGAAAACCCATAATATATGCCATGTTGGCTAAAATGGGACCTATTGTACGAGGTGCTT
 TATTGAATGCTATTGAGTTCGGAAACCTCATGGTTGAAAAAGGTTATGTTGGTGTATTA
 CACTTGATAACCAAGATCTAATGGCAAATTTATGATTTTGGTGATTTTCAGAAGACAG
 CGCCTGGTGTGGTGTCTGTTTTTGTACGTATTATCTTACATGATGCCATCATAG
 CCATGACTGATGCGTGGCACCTGAGAGGTATTTGAATATGATGTGCATAAGGTTATA
 AATCTTATGATCTCCTCAAGTATGATTATACTGAGGAGAAACAAGATTTGTTTCAGAAGT
 ACTTTAAGTATTGGGATCAAGAGTATCACCCTAAGTGTGCGACTGTAGTGTGACAGGT
 GTTTGATACATTGTGCAAACTTCAACATCTGTTTTCTACACTGTACCGCAGACTTCTT
 TCGGTAATTTGTGTAGAAAGGTTTTTGTGTGATGGTGTACCATTATAGCTACTTGTGGCT
 ATCATTCTAAGGAACTTGGTGTATATATGAATCAAGATAACACCATGTCATTTTCAAAA
 TGGGTTTGTAGTGAACCTCATGGAGTTTGTGGAGATCGTGGCTTGTAGTGGGACATGCA
 AATAATTAGTGGATCTTAGAACGTCTTGTTTTAGTGTGTGCTTTAGCGTCTGGTATTA
 CTCATCAAACGGTAAACCCAGGTCACCTTAAACAGGATTTCTACGATTTTGCAGAGAAGG



- continued

CTGGTATGTTTAAAGGAAGGTTCTTCTATACCACTTAAACATTTCTTCTACCCACAGACTG
GTAATGCTGCTATAAACGATTATGATTATTATCGTTATAACAGGCCTACCATGTTTGATA
TACGTCAACTTTTATTTTGTGTTAGAAAGTACTTCTAAATATTTTGAATGTTATGAAGGCG
GCTGTATACCGCAAGCAAGTTGTAGTTAACAATTAGATAAGAGTGCAGGTTATCCGT
TCAATAAGTTTGAAAGGCCCGTCTCTATTATGAAATGAGTCTAGAGGAGCAGGACCAAC
TCTTTGAGAGTACAAGAAGAAGCTCCTGCCTACTATAACTCAGATGAATTTAAAATATG
CCATATCCGCGAAAAATAGAGCGCGTACAGTGGCAGGTGTCTATCCTTTCTACTATGA
CTAATAGGCAGTTTCATCAGAAGATCTTAAGTCTATAGTCAACACTAGAAAACGCTCCTG
TAGTTATTGGAACAACCAAGTTTATGGCGGTTGGGATAACATGTTGAGAAACCTTATTC
AGGGTGTGGAAGACCCGATTCCTATGGGTTGGGATTATCCAAAGTGTGATAGAGCAATGC
CTAATTTGTTGCGTATAGCAGCATCTTTAGTACTCGCTCGTAAACACACTAATTGTTGTA
CTTGGTCTGAACGCGTTTATAGGTTGTATAATGAATGCGCTCAGGTTTTATCTGAAACTG
TCTTAGCTACAGGTGGTATATATGTGAAACCTGGTGGTACTAGCAGTGGAGATGCTACTA
CTGCTTATGCAACAGTGTTCACACATAATACAAGCCACATCTGCTAATGTTGCGCGTC
TTTTGAGTGTATAACGCGTGATATTGTATATGATGACATTAAGAGCTTGCAGTATGAAT
TGTACCAGCAGGTTTATAGGCGAGTCAATTTGACCCAGCATTTGTTGAAAAGTTTTATT
CTTATTTGTGTAAGAATTTCTCATTGATGATCTTGTCTGACGACGGTGTGTTGTTTATA
ACAACACATTAGCCAAACAAGGCTTGTAGCAGATATTTCTGGTTTTAGAGAAGTTCTCT
ACTATCAGAACAATGTTTTTATGGCTGATTCTAAATGTGGGTTGAACCAGATTTAGAAA
AAGGCCACATGAATTTGTTTACAGCACACAATGTTAGTGGAGGTTGATGGTGAAGCCTA
GATACTTGCCATATCCAGACCATCACGATTTTGTGTGATGTTGTTTGTAGATGATT
TGGATAAGACAGAATCTGTGGCTGTTATGGAGCGTTATATCGCTCTTGCCATAGATGCGT
ACCCACTAGTACATCATGAAAATGAGGAGTACAAGAAGGTATTCTTTGTGCTTCTTTCAT
ACATCAGAAAACCTCTATCAAGAGCTTTCTCAGAATATGCTTATGGACTACTCTTTTGTAA
TGGATATAGATAAGGGTAGTAAATTTGGGAACAGGAGTCTATGAAAATATGTATAGAG
CCCCTACAACATTACAGTGTGTTGGCGTTTGTGTAGTGTGAATAGTCAAACCTATATTGC
GCTGTGGTAATTGTATTCGCAAACCATTTTGTGTTGTAAGTGTGCTATGACCATGTCA
TGCACACAGACCACAAAATGTTTTGTCTATAAATCCTTACATTTGCTCACAGCCAGGTT
GTGGTGAAGCAGATGTTACTAAATGTACCTCGGAGGTATGTCATACTTCTGCGGTAATC
ATAAACCAAAGTTATCAATACCGTTAGTATCTAATGGTACAGTGTGGAAATTTACAGGG
CTAATTTGTCAGGTAGCGAAAATGTTGATGATTTAATCAACTAGCTACTACTAATGGT
CTACTGTGGAACCTTATATTTGGCAAATCGTTGTGTAGATTCGTTGAGACGCTTTGCTG
CAGAGACAGTAAAAGCTACAGAAGAATTACATAAGCAACAATTTGCTAGTGCAGAAGTGA
GAGAAGTACTCTCAGATCGTGAATTGATTCTGTCTTGGGAGCCAGGTAACCAGGCCTC
CATTGAATAGAAATATGTTTTCACTGGCTTTCACCTTACTAGAACTAGTAAAGTTTCAGC
TCGGTGAATTTTACATTTGAAAAGGTGAAGGTAAGGACGTTGTCTATTATCGAGCGACGT
CTACTGCTAAATGTCTGTGAGACATTTTTGTTTTAACCTCACACAATGTTGTTTCTC
TTATAGCGCCAAACGTTGTGCTCCTCAGCAAACCTTTTCTAGGTTTGTGAATTTAAGACCTA
ATGTGATGGTACCTGCGTGTTTTGTAAATAACATTCATTTGATACATTTAGTAGCAAGC
AGAAGCGTACTACAGTACAAGGCCCTCCTGGCAGTGGTAAATCCATTTTGTCTATAGGAT

- continued

TGGCGGCTTACTTTAGTAAACGCCCGTGTCTGTTTTACTGCATGCTCTCATGCAGCTGTTG
ATGCTTTATGTGAAAAAGCTTTTAAAGTTCTTAAAGTAGATGATTGCACCTCGTATAGTAC
CTCAAAGGACTACTATCGATTGCTTCTCTAAGTTTAAAGGTAATGACACAGGCAAAAAGT
ACATTTTTAGTACTATTAATGCCTTGCCAGAAGTTAGTTGTGACATTCTTTGGTTGACG
AGGTTAGTATGTTGACCAATTACGAATTGTCTTTTATTAATGGTAAGATAAACTATCAAT
ATGTTGTGTATGTAGGTGATCCTGCTCAATTACCGGCGCCTCGTACGTTGCTTAAACGGTT
CACTCTCTCCAAAGGATTATAATGTTGTCACAAACCTTATGGTTTGTGTTAAACCTGACA
TTTTCTTGCAAAGTGTACCCTGCTCCTAAAGAAATGTAGATACTGTTTCTACTCTTG
TATATGATGGAAGTTTATGCAAATAACCCGGAATCACGTCAGTGTTCAGGTTATAG
TTAATAATGGTAATCTGATGTAGGACATGAAAGTGGCTCAGCCTACAACATAACTCAAT
TAGAATTTGTGAAGATTTTGTCTGTCGCAATAAGGAATGGCGGAAGCAACATTCATTT
CACCTTATAATGCTATGAACCAGAGAGCCTACCGTATGCTTGGACTTAATGTTGACACAG
TAGACTCGTCTCAAGGTCGGAGTATGATTATGTTATCTTTTGTGTTACTGCAGATTCGC
AGCATGCACCTGAATATTAACAGATTCAATGTAGCGCTTACAAGAGCCAAGCGTGGTATAC
TAGTTGTCTATGCTGAGCGTATGAACATATTCAGCTCTTAAAGTTTATAGAGCTTGATA
GTGTAGCAAGTCTGCAAGGTACAGGCTTGTAAAAATTTGCAACAAGAGTTTGTGGTG
TTCACCCAGCTTATGCAGTCACAACCTAAGGCTCTTGCTGCAACTTATAAAGTTAATGATG
AACTTGCTGCACCTTGTAAACGTGGAAGCTGGTTCAGAAATAACATATAAACATCTTATTT
CTTTGTTAGGGTTTAAAGATGAGTGTAAATGTTGAAGGCTGCCACAACATGTTTATAACAC
GTGATGAGGCTATCCGCAACGTAAGAGGTTGGGTAGGTTTGTATGTAGAAGCAACACATG
CTTGCGGTACTAACATTGGTACTAACCTGCCTTTCCAAGTAGGTTTCTCTACTGGTGCAG
ACTTTGTAGTTACGCCTGAGGGACTTGTAGATACTTCAATAGGCAATAATTTGAGCCTG
TGAATCTAAAGCACCTCCAGGTGAACAATTTAATCACTTGAGAGCGTTATTCAAAAGTG
CTAAACCTTGGCATGTTGTAAGGCCAAGGATTTGTGCAAAATTTAGCGGATAACCTGTGCA
ACGTTTCAGATTGTGTAGTGTGTTGTACGTTGGTGTATGGCCTAGAACTAACCACTTTGC
GCTATTTTGTAAAAATAGGCAAGGACCAAGTTTGTCTTGCAGTTCTAGAGCAACAACCT
TTAATCTCATACTCAGGCTTATGCTTGTGGAAGCATGCTTGGGTTTGTATTTGTTT
ATAATCCACTCTTAGTGGATATCAACAGTGGGTTATCTGGTAACCTACAATTTAACC
ATGATTTGCATTTGTAATGTGCATGGACACGCACATGTAGCTTCTGCGGATGCTATTATGA
CGCGTTGCTTGCATTAATAATGCATTTTGTCAAGATGTCAACTGGGATTTAACTTACC
CTCATATAGCAAAATGAGGATGAAGTCAATCTAGCTGTAGATATTTACAACGCATGTATC
TTAATGCATGTGTTGATGCTCTTAAAGTTAACGTTGCTATGATATAGGCAACCTAAAG
GTATAAAAATGTTTAGACGTGGAGACTTAAATTTTAGATTCTATGATAAAGATCCAATAG
TACCAATGTCAAGCAGTTTGAGTATGACTATAATCAGCACAAAGATAAGTTTGTGATG
GTCTTTGTATGTTTGGAAATGTAATGTGGATTGTTATCCCGACAATTCCTTAGTTTGTG
GGTACGACACACGAAATTTGAGTGTGTTTAACTACCTGCTTGTAAATGGTGGTAGCTTGT
ATGTTAACAAGCATGCATTCACACACCTAAATTTGATCGCACTAGCTTTCGTAATTTGA
AAGCTATGCCATCTTTTTCTATGACTCATCGCCTTGCAGAGCATTCAATGGATGGAG
TTGCGCAAGACCTTGTGTCATTAGCTACGAAAGATTGTATCAGAAAATGCAACATAGGCG
GTGCTGTTTGTAAAAAGCACGCACAAATGTATGCAGATTTTGTGACTTCTTATAATGCAG
CTGTTACTGCTGGTTTTACTTTTTGGGTTACTAATAATTTTAAACCATATAATTTGTGGA

- continued

AAAGTTTTTCAGCTCTCCAGTCTATCGACAATATGCTTATAATATGTATAAGGGTGGTC
ATTATGATGCTATTGCAGGAGAAATGCCCACTATCGTAACTGGAGATAAAGTTTTTGTTA
TAGATCAAGGCGTAGAAAAAGCAGTTTTTTTTAATCAAACAATCTGCCTAGATCTGTAG
CGTTTGAGCTGTATGCGAAGAGAAAATATCGCACACTGCCAAACAACCGTATTTTGAAA
GTTTTGGGTGTAGATGTGACTAATGGATTTGTAATTTGGGATTACACGAACCAACACCAC
TATACCGTAATACTGTTAAGGTATGTGCATATACAGACATAGAACCAATGGCCTAATAG
TGCTGTATGATGATAGATATGGTGATTACCAGTCTTTCTAGCTGCTGATAATGCTGTTT
TAGTTTTACACAGTGTACAAAGCGGTATTCGTATGTAGAAATACCGTCAAACCTGCTTG
TTCAGAACGGTATTCGGTTAAAAGATGGAGCGAACCTGTATGTTTTATAAGCGTGTAAATG
GTGCGTTTTGTTACGCTACCTAACACATTAACACACAGGGTTCGAGTTATGAAACTTTTG
AACCTCGTAGTGATGTTGAGCGTGATTTTCTCGACATGTCTGAGGAGAGTTTTGTAGAAA
AGTATGGTAAAGAATTAGGTCTACAGCACATACTGTATGGTGAAGTTGATAAGCCCAAT
TAGGTGGTTTACACACTGTTATAGGTATGTGCAGACTTTTACGTGCGAATAAGTTGAACG
CAAAGTCTGTTACTAATCTGATCTGATGTCATGCAAAATATTTTGTATTGGCAGACA
ATGGTTCCTACAGCAAGTGTGTACTGTTGTGGATTGCTGCTTGATGATTTCTTAGAAC
TTCTTAGGAACATACTGAAAGAGTATGGTACTAATAAGTCTAAAGTTGTAACAGTGTCAA
TTGATTACCATAGCATAAAATTTATGACTTGGTTTGAAGATGGCATTATTAACATGTT
ATCCACAGCTTCAATCAGCATGGACGTGTGGTTATAATATGCCTGAACTTTATAAGTTC
AGAATTGTGTTATGGAACCTTGCAACATTCCTAATTATGGTGTGGAATAGCGTTGCCAA
GTGGTATTATGATGAATGTGGCAAAGTATACACAACCTCTGTCAATACCTTTCGAAAACAA
CAATGTGTGTACCGCATAATATCGGAGTAATGCATTTTGGAGCTGGAAGTGACAAAGGAG
TGGCTCCAGGTAGTACTGTTCTTAAACAATGGCTCCAGAAAGGGACACTCCTTGTCGATA
ATGATAATTGTAGACTATGTGCTGATGCACATGTTCTGTGCTTTGAGATTGCAATAAAAT
ATAAGACAGAGCACAAAGTTTGATCTGTGATATCTGATATGTATACAGACAATGATTCAA
AAAGAAAGCATGAAGGCGTAGCAATAATGGCAATGATGACGTTTTTCATATATCTCT
CAAGTTTTCTCGTAATAATTTGGCTCTAGGTGGTAGTTTTGCTGTAAGAGTGACAGAGA
CAAGTTGGCACGAAGTTTTATATGACATGCAAGGATGTGCATGGTGGACAATGTTTT
GTACAGCAGTGAATGCCCTCTCTCAGAAGCATTCTGGTTGGTGTAAATTATTGGGTG
CAAGTGAAAAGGTTAAGGTTAGTGGAAAAACGCTGCACGCAAAATATATATTTGGAGGA
ATTGTAATATTTACAACCTCTGCTTATAGTATATTTGACGTTGCTAAGTTTGATTTGA
GATTGAAAGCAACACCGTGTAAATTTGAAAACGAAACAAAAGAGAGACTTAGTGTTTA
ATTTAATTAAGTGTGGTAAGTTACTGGTAAGAGATGTTGGTAACACCTCTTTTACTAGTG
TACCAAAGTGCCTTTAGACCACCTAATGGTTGGCATTACACGGGGTCTTATGCGGTA
GTTAATATTTCTAGCGAATCTAATAATGCAGGCTCTTACCTGGGTGATTGTTGGTACT
ATTCATGGTGGTCGTGTTAATGCTTCTTCTATAGCTATGACGGCACCGTCATCAGGT
ATGGCTTGGTCTAGCAGTCAGTTTTGTACTGCACACTGTAACCTTTTACGATACTACAGTG
TTTTGTACACATTTGTTATAAATATGATGGGTGCTCCTATAACTGGCATGCTTCAAAGAAT
TTTTTACGTGTTCTGCTATGAAAAATGGCCAGCTTTTCTATAATTTAACAGTTAGTGTA
GCTAAGTACCCTACTTTTAAATCATTTTCAGTGTGTTAATAATTTAACATCCGTATATTTA
AATGGTGATCTTGTTACACCTCTAATGAGACCACAGATGTTACATCTGCAGGTGTTTAT

- continued

TTTAAAGCTGGTGGACCTATAACTTATAAAGTTATGAGAGAAGTTAAAGCCCTGGCTTAT
TTTGTAAATGGTACTGCACAAGATGTTATTTTGTGTGATGGATCACCTAGAGGCTTGTTA
GCATGCCAGTATAAATCTGGCAATTTTTTCAGATGGCTTTTATCCTTTTATTAATAGTAGT
TTAGTTAAGCAGAAGTTTATTGTCTATCGTGAAAATAGTGTTAATACTACTTTTACGTTA
CACAATTTCACTTTTCATAATGAGACTGGCGCCAACCTAATCCTAGTGGTGTTCAGAAT
ATTCAAACCTTACCAAACACAACAGCTCAGAGTGGTTATTATAATTTTAAATTTTTCCTTT
CTGAGTAGTTTTGTTTATAAGGAGTCTAATTTTATGTATGGATCTTATCACCCAAGTTGT
AATTTTAGACTAGAACTATTAATAATGGCTTGTGGTTAATTCACCTTCAGTTTCAATT
GCTTACGGTCCTCTTCAAGGTGGTTGCAAGCAATCTGTCTTAGTGGTAGAGCAACTTGT
TGTTATGCTTATTCATATGGAGGTCCTTCGCTGTGTAAGGTTGTTTATTACGGTGAAGT
GATCTTAATTTTGAATGTGGACTGTAGTTTATGTTACTAAGAGCGGTGGCTCTCGTATA
CAAACAGCCACTGAACCGCCAGTTATAACTCGACACAATTATAATAATATTACTTTAAAT
ACTTGTGTTGATTATAATATATATGGCAGAAGTGGCCAAAGTTTATTACTAATGTAACC
GACTCAGCTGTAGTTATAAATATCTAGCAGACGCGAGTTTGGCTATTTTAGATACATCT
GGTTCATAGACATCTTGTGTACAAGGTGAATATGGTCTTACTTATTATAGGTTAAC
CCTTGCGAAGATGTCAACCAGCAGTTTGTAGTTTCTGGTGGTAAATTAGTAGGTTTCTT
ACTTCACGTAATGAGACTGGTTCTCAGCTTCTTGAGAACCAGTTTACATTAAAATCACT
AATGGAACACGTCGTTTTAGACGTTCTATTACTGAAAATGTTGGAAAATGCCCTTATGTT
AGTTATGGTAAGTTTTGTATAAAAACCTGATGGTTCAATGGCCACAATAGTACCAAAACAA
TTGGAACAGTTTGTGGCACCTTTACTTAAATGTTACTGAAAATGTGCTCATACTTACAGT
TTAATTTAACTGTACAGATGAGTACATACAACCGCGTATGGATAAGGTCCAAATTAAT
TGCTGCAGTATGTTGTGGCAATTTCTCGGATTGTAGAGATTTGTTTCAACAATATGGG
CCTGTTTGTGACAACATATTTGTCTGTAGTAATAGTATGGTCAAAAAGAAGATATGGAA
CTTTTGAATTTCTATTCTTCTACTAAACCGCTGGTTTTAATACACCATTTCTTAGTAAT
GTTAGCACTGGTGAAGTTAATATTTCTCTTCTGTAAACAACCTCCTAGTAGTCTTAGAAGG
CGTCTTTTATTGAAGACCTTCTATTTACAAGCGTTGAATCTGTTGGATTACCAACAGAT
GACGCATACAATAATGCACTGCAGGACCTTTAGGTTTTCTTAAGGACCTTCGCTGTGCT
CGTGAATATAATGGTTTGTCTGTGCTGCCCTCCATTATAACAGCAGAAATGCAATTTTG
TATACTAGTTCTCTAGTAGCTTCTATGGCTTTTGGTGGTATTACTGCAGCTGGTGTATA
CCTTTTGGCACACAACCTGCAGGCTAGAATTAATCACTTGGGTATTACCCAGTCACTTTTG
TTGAAGAATCAAGAAAAAATGCTGCTTCTTTAATAAGGCCATTGGTCGTATGCAGGAA
GGTTTTAGAAGTACATCTCTAGCATTACAACAAATTCAGATGTTGTTAATAAGCAGAGT
GCTATTCTTACTGAGACTATGGCATCACTTAATAAAAAATTTGGTGTCTATTCTTCTATG
ATTCAAGAAATCTACCAGCAACTTGACGCCATACAAGCAAAATGCTCAAGTGGATCGTCTT
ATACTGGTAGATTGTCATCACTTTCTGTTTGTAGCATCTGCTAAGCAGGCGGAGCATATT
AGAGTGTACAACAGCGTGAAGTTAGCTACTCAGAAAATTAATGAGTGTGTTAAGTCACAG
TCTATTAGGTACTCCTTTTGTGGTAATGGACGACATGTTCTAACCATACCGCAAAATGCA
CCTAATGGTATAGTGTATAACACTTTTCTTATACTCCAGATAGTTTTGTTAATGTACT
GCAATAGTGGGTTTTTGTGTAAGCCAGCTAATGCTAGTCAATAGTCAATAGTACCCGCT
AATGGTAGGGTATTTTTATACAAGTTAATGGTAGTTACTACATCACAGCACGAGATATG
TATATGCCAAGAGCTATTACTGCAGGAGATATAGTTACGCTTACTTCTTGTCAAGCAAT

TATGTAAGTGTAATAAGACCGTCATTACTACATTCGTAGACAATGATGATTTTGATTTT
AATGACGAATTGTCAAAATGGTGGAAATGACACTAAGCATGAGCTACCAGACTTTGACAAA
TTCAATTACACAGTACCTATACTTGACATTGATAGTGAATTGATCGTATTCAAGGCGTT
ATACAGGGTCTTAATGACTCTTAATAGACCTTGAAAACTTCAATACTCAAACTTAT
ATTAAGTGGCCTTGGTATGTGTGGTTAGCCATAGCTTTTGCCACTATTATCTTCATCTTA
ATAC TAGGATGGGTTTCTTCATGACTGGATGTTGTGGTTGTTGTGTGGATGCTTTGGC
ATTATGCCTCTAATGAGTAAGTGTGGTAAGAAATCTTCTTATTACACGACTTTTGATAAC
GATGTGGTAECTTAACAATACAGACCTAAAAAGTCTGTTTAAATGATTCAAAGTCCCACGT
CCTTCTAATAGTATTAATTTTCTTTGGTGTAACTTGACTAAGTTGTTTTAGAGAGT
TTATTATAGCGCTCCAACAAC TAATACAAGTTTACTCCAATATCAATAGTAACCTAC
AGCCTAGACTGACCCTTTGTACAGTCTAGACTAATGTTAACTTAGAAGCAATTATTGA
AACTGGTGAGCAAGTATTCAAAAAATCAGTTTCAATTTACAGCATATTTCAAGTGATT
AAACACAGAAGTATTTGACCCCTTTGACTATTGTTATTACAGAGGAGTAATTTTGGGA
AATAGAGTCAGCTGAAGATTGTT CAGGTGATGATGAATTTATTGAATAAGTCGCTAGAGG
AAAATGGAAGTTTTCTAACAGCGCTTTATATATTTGTAGGATTTTAGCACTTTATCTTC
TAGGTAGAGCACTTCAAGCATTTGTACAGGCTGTGATGCTTGTGTTATTTTGGTATA
CATGGGTAGTAATCCAGGAGCTAAGGGTACAGCCTTTGTATATAAGTATACATATGGTA
GAAAACCTTAACAATCGGAATTAGAAGCAGTTATTGTCAACGAGTTTCTAAGAACGGTT
GGAAATAAATAAATCCAGCAAATTTCAAGATGTCCAACGAGACAAATGACTCTTGAC
TTTGAACAGTCAGTTGAGCTTTTAAAGAGTATAATTTATTTATAACTGCATTCTTGTG
TTCTTAACCATAATACTTCAGTATGGCTATGCAACAAGAAGTAAGTTTATTTATACTG
AAAATGATAGTGTATGTTGCTTTTGGCCCTTAACATTGCAAGTGGTGAATTTTCATGT
ATATACCCACCAAACACAGGAGGCTTTGTGCGAGCGATAATACTTACAGTGTTTGCGTGT
CTGTCTTTTGTAGGTTATTGGATCCAGAGTATTAGACTCTTTAAGCGGTGATGATCATGG
TGGTCATTTAACCAGAATCTAATGCCGTAGGTTCAATACTCCTAATAATGGTCAACAA
TGTAATTTTGCTATAGAGAGTGTGCCAATGGTGC TTTCTCCAATTATAAAGAATGGTGT
CTTTATTGTGAGGGTCAGTGGCTTGCTAAGTGTGAACCAGACCCTTGCC TAAAGATATA
TTTGTTTGTACACCGGATAGACGTAATATCTACC GTATGGTCAGAAATATACTGGTAC
CAAAGCGAAATAAGAAACGGTTTGCTACGTTTGTCTATGCAAAGCAGTCAGTAGATACT
GGCGAGCTAGAAAGTGTAGCAACAGGAGGAGTAGTCTTTACACCTAAATGTGTGTGTG
AGAGAGTATTTAAAATTTATCTTTAATAGTGCCTCTATTTAAGAGCGCATAATAGTATT
ATTTTGGAGTATTAATATAAATCCTCTCTGTTTATACTCTCTTTTCAAGAGCTATTA
TTTAAAAACAGTTTTTCCACTCTTTTGTGCCAAAACTATTGTTGTTAATGGTGAACC
TTTCAAGTAGATAATGGAAGTCTACTACGAAGGAAAACCAATTTTTCAGAAAGGTTGT
TGTAGGTTGTGGTTGAGTTATAAAAAAGATTAAC TACCTACTACACTTATTTTATAAG
AGGCGTTTTATCTTACAAGCGCTTAATAAATACGGACGATGAAATGGCTGACTAGTTTTG
TAAGGCGAGTTATTTTCATGTTATAAACCCCTATTATTAAC TCAATTAAGAGTATTAGATA
GGTTAATCTTAGATCATGGACCAAACACATCTTAACGTGTGTTAGGTGCGTGATTTGT
TCAATTAGATTTAGTTTATAGGTTGGCGTATACGCCTACTCAATCGTGGTATGAATAA
TAGTAAAGATAATCCTTTTGCAGGCAATAGCAAGAAAAGCGCAATTTATCTGAGAGA

- continued

AGGATTAGATTGTGTTTACTTTCTTAAACAAAGCAGGACAAGCAGAGTCTTGTCCCGCGTG
TACCTCTCTAGTATTCAGGGGAAAACCTTGTGAGGAACACAAATATAATAATAATCTTTT
GTCATGGCAAGCGGTAAGGCAACTGGAAAGCAGATGCCCCAGCTCCAGTCATCAAACATA
GGAGGACCAAAGCCACCTAAAGTTGGTTCTTCTGGAAATGTATCTTGGTTTCAAGCAATA
AAAGCCAAGAAGTTAAATTACCTCCGCCTAAGTTTGAAGGTAGCGGTTCCTGATAAT
GAAAATCTAAAACCAAGTCAGCAGCATGGATATTGGAGACGCCAAGCTAGGTTTAAAGCCA
GGTAAAGGTGGAAGAAAACAGTCCCAGATGCTTGGTATTTTTAGTATACTGGAACAGGA
CCAGCCGCTAACCTGAATTGGGGTGATAGCCAAGATGGTATAGTGTGGTTGCTGGTAAAG
GGTGCTGATACTAAATTTAGATCTAATCAGGGTACTCGTGACTCTGACAAGTTTGACCAA
TATCCGCTACGGTTTTTCAGACGGAGGACCTGATGGTAATTTCCGTTGGGATTTTCATTCCT
CTGAATCGTGGCAGGAGTGGGAGATCAACAGCAGCTTCATCAGCAGCATCTAGTAGAGCA
CCATCACGTGAAGTTTCGCGTGGTTCGCAGGAGTGGTCTGAAGATGATCTTATTGCTCGT
GCAGCAAGGATAATTCAGGATCAGCAGAAGAAGGGTTCTCGCATTACAAAGGCTAAGGCT
GATGAAATGGCTCACCCCGGTATTGCAAGCGCAGTATCCACCTAATTTAAGGTTGAT
CAAGTGTTTGGTCCCGTACTAAAGGTAAGGAGGGAAATTTGGTGATGACAAGATGAAT
GAGGAAGGTATTAAGGATGGGCGGTTACAGCAATGCTCAACCTAGTTCCCTAGCAGCCAT
GCTTGTCTTTTCGGAAGTAGAGTGACGCCAGACTTCAACCAGATGGGCTGCACCTTGAAA
TTTGAATTTACTACTGTGGTCCACGTGATGATCCGCAGTTTGATAATTATGTAATAAATT
TGTGATCAGTGTGTTGATGGTGTAGGAACCGTCCAAAAGATGATGAACCAAGACCAAAG
TCACGCTCAAGTTCAAGACCTGCAACAAGAGGAAATTTCCAGCGCCAAGACAGCAGCGC
CCTAAGAAGGAGAAAAAGCCAAAGAAGCAGGATGATGAAGTGATAAAGCATTGACCTCA
GATGAGGAGAGGAACAATGCACAGCTGGAATTTGATGATGAACCAAGGTAATTAACCTGG
GGGGATTACGCGCTAGGAGAGAATGAACTTTGAGTAAATTTGAATAGTAAGAGTTAAGGA
AGATAGGCATGTAGCTTGATTACCTACATGCTATCGCCAGGAAATGTCTAATTTGTCT
ACTTAGTAGCCTGGAACGAACCGTAGACCCTTAGATTTTAATTTAGTTTAATTTTGTAGT
TTAGTTTAAAGTTAGTTTAGAGTAGGTATAAAGATGCCAGTGGCGGGGCCACGCGGAGTAC
GACCGAGGGTACAGCAC TAGGACGCCATTAGGGGAAGAGCTAAATTTTAGTTTAAAGTTA
AGTTTAAATGGCTATGTATAGTTAAAATTTATAGGCTAGTATAGAGTTAGAGCAAAAAAA
AAAAA

Replicase

In addition to the structural and accessory genes, two-thirds of a coronavirus genome comprises the replicase gene (at the 5' end of the genome), which is expressed as two polyproteins, pp1a and pp1ab, in which pp1ab is an extension product of pp1a as a result of a -1 ribosomal shift mechanism. The two polyproteins are cleaved by two types of virus-encoded proteinases usually resulting in 16 non-structural proteins (Nsp1-16); IBV lacks Nsp1 thereby encoding Nsp2-16.

Thus Gene 1 in IBV encodes 15 (16 in other coronaviruses) non-structural proteins (nsp2-16), which are associated with RNA replication and transcription.

The term 'replicase protein' is used herein to refer to the pp1a and pp1ab polyproteins or individual nsp subunits.

The term 'replicase gene' is used herein to refer to a nucleic acid sequence which encodes for replicase proteins.

A summary of the functions of coronavirus nsp proteins is provided in Table 1.

TABLE 1

Nsp Protein	Key features
1	Conserved within but not between coronavirus genetic groups; potential regulatory functions in the host cell.
2	Dispensable for MHV and SARS-CoV replication in tissue culture
3	Acidic domain; macro domain with ADRP and poly (ADP-ribose)-binding activities; one or two ZBD-containing papain-like proteases; Y domain
4	Transmembrane domain
5	3C-like main protease, homodimer
6	Transmembrane domain
7	Interacts with nsp8 to form a hexadecamer complex
8	Noncanonical RNA polymerase; interacts with nsp7 to form a hexadecameric complex
9	ssRNA-binding protein, dimer
10	RNA-binding protein, homododecamer, zinc-binding domain, known to interact with nsp14 and nsp16

TABLE 1-continued

Nsp Protein	Key features
11	Unknown
12	RNA-dependent RNA polymerase
13	Zinc-binding domain, NTPase, dNTPase, 5'-to-3' RNA and DNA helicase, RNA 5'-triphosphate
14	3'-to 5' exoribonuclease, zinc-binding domain and N7-methyltransferase
15	Uridylate-specific endoribonuclease, homohexamer
16	Putative ribose-2'-O-methyltransferase

The variant replicase gene encoded by the coronavirus of the present invention comprises a mutation in one or more of the sections of sequence encoding nsp-10, nsp-14, nsp-15 or nsp-16.

Nsp10 has RNA-binding activity and appears to be involved in homo and/or heterotypic interactions within other nsps from the pp1a/pp1ab region. It adopts an α/β fold comprised of five α -helices, one 3_{10} -helix and three β -strands. Two zinc-binding sites have been identified that are formed by conserved cysteine residues and one histidine residue (Cys-74/Cys-77/His-83/Cys-90; Cys-117/Cys-120/Cys-128/Cys-130). The protein has been confirmed to bind single-stranded and double-stranded RNA and DNA without obvious specificity. Nsp-10 can be cross-linked with nsp-9, suggesting the existing of a complex network of protein-protein interactions involving nsp-7, -8, -9 and -10. In addition, nsp-10 is known to interact with nsp-14 and nsp-16.

Nsp-14 comprises a 3'-to-5' exoribonuclease (ExoN) active domain in the amino-terminal region. SARS-CoV ExoN has been demonstrated to have metal ion-dependent 3'-to-5' exoribonuclease activity that acts on both single-stranded and double-stranded RNA, but not on DNA. Nsp-14 has been shown to have proof-reading activity. This nsp has also been shown to have N7-methyltransferase (MT) activity in the carboxyl-terminal region.

Nsp-15 associated NendoU (nidoviral endoribonuclease, specific for U) RNase activity has been reported for a number of coronaviruses, including SARS-CoV, MHV and IBV. The activities were consistently reported to be significantly enhanced by Mn^{2+} ions and there was little activity in the presence of Mg^{2+} and Ca^{2+} . NendoU cleaves at the 3' side of uridylate residues in both single-stranded and double-stranded RNA. The biologically relevant substrate(s) of coronavirus NendoUs remains to be identified.

Nsp-16 has been predicted to mediate ribose-2'-O-methyltransferase (2'-O-MTase) activity and reverse-genetics experiments have shown that the 2'-O-MTase domain is essential for viral RNA synthesis in HCoV-229E and SARS-CoV. The enzyme may be involved in the production of the cap 1 structures of coronavirus RNAs and it may also cooperate with NendoU and ExoN in other RNA processing pathways. 2'-O-MTase might also methylate specific RNAs to protect them from NendoU-mediated cleavage.

The genomic and protein sequences for nsp-10, -14, -15 and -16 are provided as SEQ ID NO: 2-5 and 6-9, respectively.

(nsp-10 nucleotide sequence- nucleotides 11884-12318 of SEQ ID NO: 1)
 SEQ ID NO: 2
 TCTAAAGGTCATGAGACAGAGGAAGTGGATGCTGTAGGCATTCTCTCACTTTGTTCTTTTTCAGTA
 GATCCTGCGGATACATATTGTAATAATGTGGCAGCAGGTAATCAACCTTTAGGTAACGTGTGTTAAA
 ATGTTGACAGTACATAATGGTAGTGGTTTTGCAATAACATCAAGCCAAAGTCCAACTCCGGATCAG
 GATTCTTATGGAGGAGCTTCTGTGTCTTTATTGTAGAGCACATATAGCACACCTTGGCGGAGCA
 GGAAATTTAGATGGACGCTGTCAATTTAAAGGTTCTTTGTGCAATACTACTACGGAGAAAGAT
 CCTGTTGGATTCTGTCTACGTAACAAAGGTTTGCAGTGTGTCAGTGTGGATTGGTTATGGATG
 CAGTGTGATTCACTTAGACAACCTAAACCTTCTGTTCAG

(nsp-14 nucleotide sequence- nucleotides 16938-18500 of SEQ ID NO: 1)
 SEQ ID NO: 3
 GGTACAGGCTTGTAAAAATTTGCAACAAAGAGTTTAGTGGTTCACCCAGCTTATGCAGTCACA
 ACTAAGGCTCTGTGCAACTTATAAAGTTAATGATGAACTTGCTGCAGTGTAAACGTGGAAGCT
 GGTTGAGAAATACATATAAACATCTTATTCTTTGTTAGGGTTAAGATGAGTGTAAATGTTGAA
 GGCTGCCACAACATGTTTATAACACGTGATGAGGCTATCCGCAACGTAAGAGGTTGGGTAGGTTTT
 GATGTAGAAGCAACACATGCTTGCAGTACTAACATGGTACTAACCTGCCTTCCAGTAGGTTTT
 TCTACTGGTGACACTTTGTAGTTACGCCTGAGGGACTTGTAGATACTTCAATAGGCAATAATTTT
 GAGCCTGTGAATTTAAAGCACCTCCAGGTGAACAATTAATCACTTGAGAGCGTTATTCAAAGT
 GCTAAACCTTGGCATGTTGTAAGGCCAAGGATTGTGCAATGTTAGCGGATAACCTGTGCAACGTT
 TCAGATTGTGTAGTGTGTCACGTGGTGTGTCATGGCCTAGAACTAACCACTTTGCGCTATTTGTT
 AAAATAGGCAAGGACCAAGTTTGTCTTTCGGTTCTAGAGCAACAACCTTTAATCTCATACTCAG
 GCTTATGCTTGTGGAAGCATTGCTTGGGTTTTGATTTGTTTATAATCCACTCTTAGTGGATATT
 CAACAGTGGGTTATTCTGGTAACCTACAATTTAACCATGATTGCAATGTAATGTGCATGGACAC
 GCACATGTAGCTTCTGCGGATGCTATTATGACGCGTGTCTTGCATTAATAATGCATTTGTGCA

-continued

GATGTCAACTGGGATTTAACTTACCTCATATAGCAAATGAGGATGAAGTCAATTCTAGCTGTAGA
 TATTTACAACGCATGTATCTTAATGCATGTGTTGATGCTCTTAAAGTTAACGTTGTCTATGATATA
 GGCAACCCATAAGGTATTAATGTGTTAGACGTGGAGACTTAAATTTTAGATTCTATGATAAGAAT
 CCAATAGTACCCAATGTCAAGCAGTTTGAGTATGACTATAATCAGCACAAAGATAAGTTTGTCTGAT
 GGCTTTTGTATGTTTTGGAATTGTAATGTGGATTGTTATCCCGACAATTCCTTACTTTGTAGGTAC
 GACACACGAAATTTGAGTGTGTTTAACTACCTGGTTGTAATGGTGGTAGCTTGTATGTTAACAAG
 CATGCATTCCACACACTAAATTTGATCGCACTAGCTTTCGTAATTTGAAAGCTATGCCATTCCTT
 TTCTATGACTCATCGCCTTGCAGACCAATCAATTGGATGGAGTTGCGCAAGACCTTGTGTCATTA
 GCTACGAAAGATTGTATCACAATAATGCAACATAGGCGGTGCTGTTTGTAAAAAGCACGCACAAATG
 TATGCAGATTTTGTGACTTCTATAATGCAGCTGTTACTGCTGGTTTTACTTTTTGGGTTACTAAT
 AATTTTAACCCATATAATTTGTGGAAAAGTTTTTCAGCTCTCCAG

(nsp-15 nucleotide sequence- nucleotides 18501-19514 of SEQ ID NO: 1)
 SEQ ID NO: 4
 TCTATCGACAATATGCTTATAATATGTATAAGGGTGGCTATTATGATGCTATTGCAGGAGAAATG
 CCCACTATCGTAACTGGAGATAAAGTTTTTGTATAGATCAAGGCGTAGAAAAAGCAGTTTTTTTT
 AATCAAACAATTTGCCTACATCTGTAGCGTTTGAGCTGTATCGAAGAGAAATATTCGCACACTG
 CCAAACAACCGTATTTTGAAGGTTTGGGTGTAGATGTGACTAATGGATTTGTAATTTGGGATTAC
 ACGAACCAAAACCCACTATACCGTAATACTGTTAAGGTATGTGCATATACAGACATAGAACCAAAT
 GGCCTAATAGTGTGTATGATGATAGATATGGTGATTACCAGTCTTTTCTAGCTGCTGATAATGCT
 GTTTTAGTTTCTACACAGTGTACAAGCGGTATTGATGTAGAAATACCGTCAAACCTGCTTGT
 CAGAACGGTATTCGGTAAAAGATGGAGCGAACCCTGTATGTTTATAAGCGTGTAAATGGTGCCTTT
 GTTACGCTACCTAACACAATAAACACACAGGGTCAAGTTATGAAACTTTTGAACCTCGTAGTGAT
 GTTGGCGTGATTTTCTCGACATGTCTGAGGAGAGTTTTGTAGAAAAGTATGGTAAAGAATTAGGT
 CTACAGCACATACTGTATGGTGAAGTTGATAAAGCCCAATTAGGTGGTTTTCCACACTGTTATAGGT
 ATGTGCAGACTTTTACGTGCGAATAAGTTGAACGCAAAGTCTGTTACTAATCTGATTTCTGATGTC
 ATGCAAAATTAATTTGTATGGCAGACAATGGTTCTTACAAGCAAGTGTACTGTTGTGGATTG
 CTGCTTGATGATTTCTTAGAACTTCTTAGGAACATACTGAAAGAGTATGGTACTAATAAGTCTAAA
 GTTGTAAACAGTGTCAATTGATTACCATAGCATAAATTTTATGACTTGGTTTGAAGATGGCATTATT
 AAAACATGTTATCCACAGCTTCAA

(nsp-16 nucleotide sequence- nucleotides 19515-20423 of SEQ ID NO: 1)
 SEQ ID NO: 5
 TCAGCATGGACGTGTGGTTATAATATGCCTGAACTTTATAAAGTTTCAAGTGTGTTATGGAACCT
 TGCAACATTCCTAATTAATGTTGGAATAGCGTTGCCAAGTGGTATTATGATGAATGTGGCAAAG
 TATACACAACCTCTGTCAATACCTTTGAAAACAACAATGTGTGTACCGCATAATATGCGAGTAATG
 CATTTTGGAGCTGGAAGTGACAAGGAGTGGTGCAGGTAGTACTGTTCTTAAACAATGGCTCCCA
 GAAGGGACACTCCTTGTGATAATGATATTGTAGACTATGTGTCTGATGCACATGTTCTGTGCTT
 TCAGATTGCAATAAATAAAGACAGAGCACAAGTTTGATCTTGTGATATCTGATATGTATACAGAC
 AATGATTCAAAAGAAAGCATGAAGGCGTGATAGCCAATAATGGCAATGATGACGTTTTTCATATAT
 CTCTCAAGTTTTCTCGTAATAAATTTGGCTCTAGGTGGTAGTTTTGCTGTAAAAGTGACAGAGACA
 AGTTGGCACGAAGTTTTATATGACATTGCACAGGATTGTGCATGGTGGACAATGTTTTGTACAGCA
 GTGAATGCCTCTTCTCAGAAGCATTCTTGATTGGTGTAAATTAATTTGGGTGCAAGTGAAAAGGTT
 AAGGTTAGTGAAAAACGCTGCACGCAAATTATATATTTGGAGGAATTGTAATTAATTTACAACC

-continued

TCTGCTTATAGTATATTTGACGTTGCTAAGTTTGATTTGAGATTGAAAGCAACGCCAGTTGTTAAT
 TTGAAAACTGAACAAAAGACAGACTTAGTCTTTAATTAATTAAGTGTGGTAAGTTACTGGTAAGA
 GATGTTGGTAACACCTCTTTTACTAGTGACTCTTTTGTGTGTACTATGTAG

(nsp-10 amino acid sequence)

SEQ ID NO: 6

SKGHETEEDVAVGILSLCSFAVDPADTYCKYVAAGNQPLGNCVKMLTVKNGSGFAITSKPSPTDQ
 DSYGGASVCLYCRAHIAHPGGAGNLDGRCQPKGSFVQIPTTEKDPVGFCLRNKVTVCQCWIGYGC
 QCDSLROPKPSVQ

(nsp-14 amino acid sequence)

SEQ ID NO: 7

GTGLFKICNKEFSGVHPAYAVTTKALAATYKVNDELAALVNVVAGSEITYKHLISLGLFKMSVNVV
 GCHNMFITRDEAIRNVRGWVGFVDEATHACGTNIGTNLPPFQVGFSTGADFVVTPEGLVDTSIGNNF
 EPVNSKAPPGEQFNHLRALFKSAKPWHVVRPRIVQMLADNLCNVSDCVFVVTWCHGLELTLTRYFV
 KIGKDQVCSGSRATTFNSHTQAYACWKHCLGDFVYNPLLDVIQQWYSGNQLFNHDLHCNVHGH
 AHVASADAIMTRCLAINNAFCQDVNWDLTYPHIANEDEVNSSCRYLQRMVNLNACVDALKVNVVYDI
 GNPKGIKCVRRGDLNFRFYDKNPVIVPNVKQFEYDYNQHKDFADGLCMFWNCNVDCYPDNSLVCRY
 DTRNLSVFNLPGCNGGSLYVNVKHAFTPKFDRTSFRNLKAMPPFFYDSSPCETIQLDGVAQDLVSL
 ATKDCITKCNICGAVCKKKAQMYADFVTSYNAAVTAGFTFWVTNNFNPYNLWKSFSALQ

(nsp-15 amino acid sequence)

SEQ ID NO: 8

SIDNIAYNMYKGGHYDAIAGEMPTIVTGDKVFVIDQGVKAVFFNQTLPTSVAFELYAKRNIRTL
 PNNRILKGLGVDVTNGFVIWDTYNQTPLYRNTVKVCAVTDIEPNGLIVLYDDRYGDYQSPLAADNA
 VLVSTQCYKRYSYVEIPSNLLVQNGIPLKDGANLYVYKRVNGAFVTLNPTLNTQGRSYETFEPRSD
 VERDFLDMSEESFVEKYKELGLQHILYGEVDKPKQLGGLHTVIGMCRLLRANKLNKSVTNSDSV
 MQNYFVLADNGSYKQVCTVVDDLLDDFLELLRNILKEYGTNKSQVTVSIDDYHSINFMTWFEDGII
 KTCYPQLQ

(nsp-16 amino acid sequence)

SEQ ID NO: 9

SAWTCGYNMPELYKVNQNCVMEPCNIPNYGVGIALPSGIMMNVAKYTQLCQYLSKTTMCPVPHNMRV
 HFGAGSDKGVAPGSTVLKQWLEPGLLLVDNDIVDYVSDAHVSVLSDCNKYKTEHKFDLVI SDMYTD
 NDSKRKHEGVIANNDVFIYLSFLRNALGGSFAVKVTETSWHEVLYDIAQDCAWWTFMCTA
 VNASSEAFVGVNVLGASEKVIWSGKTLHANYIFWRNCNYLQTSAYSIFDVAKFDLRLKATPVVN
 LKTEQKTDLVFNLIKCGKLLVRDVGNTSFTSDSDFVCTM

Reduced Pathogenicity

The live, attenuated coronavirus of the present invention comprises a variant replicase gene which causes the virus to have reduced pathogenicity compared to a coronavirus expressing the corresponding wild-type gene.

The term “attenuated” as used herein, refers to a virus that exhibits said reduced pathogenicity and may be classified as non-virulent. A live, attenuated virus is a weakened replicating virus still capable of stimulating an immune response and producing immunity but not causing the actual illness.

The term “pathogenicity” is used herein according to its normal meaning to refer to the potential of the virus to cause disease in a subject. Typically the pathogenicity of a coronavirus is determined by assaying disease associated symptoms, for example sneezing, snicking and reduction in tracheal ciliary activity.

The term “reduced pathogenicity” is used to describe that the level of pathogenicity of a coronavirus is decreased, lessened or diminished compared to a corresponding, wild-type coronavirus.

In one embodiment, the coronavirus of the present invention has a reduced pathogenicity compared to the parental M41-CK virus from which it was derived or a control coronavirus. The control coronavirus may be a coronavirus with a known pathogenicity, for example a coronavirus expressing the wild-type replicase protein.

The pathogenicity of a coronavirus may be assessed utilising methods well-known in the art. Typically, pathogenicity is assessed by assaying clinical symptoms in a subject challenged with the virus, for example a chicken.

As an illustration, the chicken may be challenged at 8-24 days old by nasal or ocular inoculation. Clinical symptoms, associated with IBV infection, may be assessed 3-10 days post-infection. Clinical symptoms commonly assessed to

determine the pathogenicity of a coronavirus, for example an IBV, include gasping, coughing, sneezing, snicking, depression, ruffled feathers and loss of tracheal ciliary activity.

The variant replicase of the present invention, when expressed in a coronavirus, may cause a reduced level of clinical symptoms compared to a coronavirus expressing a wild-type replicase.

For example a coronavirus expressing the variant replicase may cause a number of snicks per bird per minute which is less than 90%, less than 80%, less than 70%, less than 60%, less than 50%, less than 40%, less than 30%, less than 20% or less than 10% of the number of snicks caused by a virus expressing the wild type replicase.

A coronavirus expressing a variant replicase according to the present invention may cause wheezing in less than 70%, less than 60%, less than 50%, less than 40%, less than 30%, less than 20% or less than 10% of the number of birds in a flock infected with the a virus expressing the wild type replicase.

A coronavirus expressing a variant replicase according to the present invention may result in tracheal ciliary activity which is at least 60%, at least 70%, at least 80%, at least 90% or at least 95% of the level of tracheal ciliary activity in uninfected birds.

A coronavirus expressing a variant replicase according to the present invention may cause clinical symptoms, as defined in Table 2, at a lower level than a coronavirus expressing the wild type replicase.

TABLE 2

IBV severity limits based on clinical signs:

Snicking (sneezing)	} IBV specific: Mild (N.B. Respiratory signs become apparent from 2-3 dpi if they are going to occur and can continue for up to 7d).
Nasal exudate	
Watery eyes	
Swollen infraorbital sinuses	
Rales (vibration in trachea or bronchi region)	
Hunched posture/depressed	} Mild, if exceed 2d increase to moderate
Fluffed up feathers	
Eating and drinking less	
Drinking in excess: evident by fluid filled crop or measured water intake	IBV specific: Mild, if exceed 24h increase to moderate for a max of 2d. If still drinking in excess then kill by schedule 1 method.
Less active but still evade capture	} Mild, if exceed 1d increase to moderate.
Weight loss	
Not eating or drinking	
Birds sit alone and does not evade capture	} Moderate: birds at end point. Kill by schedule 1 method.
Severe respiratory distress: e.g. excessive gasping	
Snicking and/or rales for 7d in total	
Found dead	Severe: report to project license holder. Full post-mortem to be performed.

The variant replicase of the present invention, when expressed in a coronavirus, may cause the virus to replicate at non-pathogenic levels in ovo.

While developing vaccines to be administered in ovo to chicken embryos, attention must be paid to two points: the effect of maternal antibodies on the vaccines and the effect of the vaccines on the embryo. Maternal antibodies are known to interfere with active immunization. For example, vaccines with mild strains do not induce protective antibody

levels when administered to broiler chickens with maternal antibodies as these strains are neutralized by the maternal antibody pool.

Thus a viral particle must be sufficiently efficient at replicating and propagating to ensure that it is not neutralized by the maternally-derived antibodies against the virus. Maternally-derived antibodies are a finite pool of effective antibodies, which decrease as the chicken ages, and neutralization of the virus in this manner does not equate to the establishment of long-term immunity for the embryo/chick. In order to develop long-term immunity against the virus, the embryo and hatched chicken must develop an appropriate protective immune response which is distinct to the effect of the maternally-derived antibodies.

To be useful for in ovo vaccination, the virus must also not replicate and propagate at a level which causes it to be pathogenic to the embryo.

Reduced pathogenicity in terms of the embryo may mean that the coronavirus causes less reduction in hatchability compared to a corresponding, wild-type control coronavirus. Thus the term "without being pathogenic to the embryo" in the context of the present invention may mean "without causing reduced hatchability" when compared to a control coronavirus.

A suitable variant replicase may be identified using methods which are known in the art. For example comparative challenge experiments following in ovo vaccination of

embryos with or without maternally-derived antibodies may be performed (i.e. wherein the layer has or has not been vaccinated against IBV).

If the variant replicase enables the virus to propagate at a level which is too high, the embryo will not hatch or will not be viable following hatching (i.e. the virus is pathogenic to the embryo). A virus which is pathogenic to the embryo may kill the embryo.

If the variant replicase causes a reduction in viral replication and propagation which is too great, the virus will be

neutralised by the maternally-derived antibodies. Subsequent challenge of the chick with IBV will therefore result in the development of clinical symptoms (for example wheezing, snicking, loss of ciliary activity) and the onset of disease in the challenged chick; as it will have failed to develop effective immunity against the virus.

Variant

As used herein, the term 'variant' is synonymous with 'mutant' and refers to a nucleic acid or amino acid sequence which differs in comparison to the corresponding wild-type sequence.

A variant/mutant sequence may arise naturally, or may be created artificially (for example by site-directed mutagenesis). The mutant may have at least 70, 80, 90, 95, 98 or 99% sequence identity with the corresponding portion of the wild type sequence. The mutant may have less than 20, 10, 5, 4, 3, 2 or 1 mutation(s) over the corresponding portion of the wild-type sequence.

The term "wild type" is used to mean a gene or protein having a nucleotide or amino acid sequence which is identical with the native gene or protein respectively (i.e. the viral gene or protein).

Identity comparisons can be conducted by eye, or more usually, with the aid of readily available sequence comparison programs. These commercially available computer programs can calculate % identity between two or more sequences. A suitable computer program for carrying out such an alignment is the GCG Wisconsin Bestfit package (University of Wisconsin, U.S.A.; Devereux et al., 1984, Nucleic Acids Research 12:387). Examples of other software that can perform sequence comparisons include, but are not limited to, the BLAST package (see Ausubel et al., 1999 *ibid*—Chapter 18), FASTA (Atschul et al., 1990, J. Mol. Biol., 403-410) and the GENWORKS suite of comparison tools, ClustalX (see Larkin et al. (2007) Clustal W and Clustal X version 2.0. Bioinformatics, 23:2947-2948). Both BLAST and FASTA are available for offline and online searching (see Ausubel et al., 1999 *ibid*, pages 7-58 to 7-60). However, for some applications, it is preferred to use the GCG Bestfit program. A new tool, called BLAST 2 Sequences is also available for comparing protein and nucleotide sequence (see FEMS Microbiol Lett 1999 174(2): 247-50; FEMS Microbiol Lett 1999 177(1): 187-8 and tatiana@ncbi.nlm.nih.gov).

The sequence may have one or more deletions, insertions or substitutions of amino acid residues which produce a silent change and result in a functionally equivalent molecule. Deliberate amino acid substitutions may be made on the basis of similarity in polarity, charge, solubility, hydrophobicity, hydrophilicity, and/or the amphipathic nature of the residues as long as the activity is retained. For example, negatively charged amino acids include aspartic acid and glutamic acid; positively charged amino acids include lysine and arginine; and amino acids with uncharged polar head groups having similar hydrophilicity values include leucine, isoleucine, valine, glycine, alanine, asparagine, glutamine, serine, threonine, phenylalanine, and tyrosine.

Conservative substitutions may be made, for example according to the Table below. Amino acids in the same block in the second column and preferably in the same line in the third column may be substituted for each other:

ALIPHATIC	Non-polar	G A P I L V
	Polar- uncharged	C S T M N Q

-continued

	Polar- charged	D E K R
AROMATIC		H F W Y

The coronavirus of the present invention may comprise a variant replicase gene which encodes a protein which comprises a mutation compared to any one of SEQ ID NO: 6, 7, 8 or 9 which, when expressed in a coronavirus, causes the virus to have reduced pathogenicity compared to a coronavirus expressing the corresponding wild-type replicase.

The variant replicase gene may encode a protein which comprises at least one or more amino acid mutations in any combination of nsp-10, nsp-14, nsp-15 and nsp-16.

The variant replicase gene of the coronavirus of the present invention may encode a protein comprising a mutation as defined in the M41 mod sequences presented in FIG. 10.

The variant replicase gene of the coronavirus of the present invention may encode a protein which comprises one or more amino acid mutations selected from the list of:
Pro to Leu at position 85 of SEQ ID NO: 6,
Val to Leu at position 393 of SEQ ID NO: 7;
Leu to Ile at position 183 of SEQ ID NO: 8;
Val to Ile at position 209 of SEQ ID NO: 9.

The variant replicase gene of the coronavirus of the present invention may encode a protein which does not comprise a mutation in nsp-2, nsp-3, nsp-6 or nsp-13.

The variant replicase gene of the coronavirus of the present invention may encode a protein which does not comprise a mutation in nsp10 which corresponds to the threonine to isoleucine mutation caused by a mutation at nucleotide position 12,008 in the gene reported by Ammayappan et al. (Arch Virol (2009) 154:495-499).

Ammayappan et al (as above) reports the identification of sequence changes responsible for the attenuation of IBV strain Arkansas DPI. The study identified 17 amino acid changes in a variety of IBV proteins following multiple passages, approx. 100, of the virus in embryonated eggs. It was not investigated whether the attenuated virus (Ark DPI 101) is capable of replicating in the presence of maternally-derived antibodies against the virus in ovo, without being pathogenic to the embryo. Given that this virus was produced by multiple passage in SPF embryonated eggs, similar methodology for classical IBV vaccines, it is likely that this virus is pathogenic for embryos. The virus may also be sensitive to maternally-derived antibodies if the hens were vaccinated with a similar serotype.

The variant replicase gene of the coronavirus of the present invention may encode a protein which comprises any combination of one or more amino acid mutations provided in the list above.

The variant replicase gene may encode a protein which comprises the amino acid mutation Pro to Leu at position 85 of SEQ ID NO: 6.

The variant replicase gene may encode a protein which comprises the amino acid mutation Val to Leu at position 393 of SEQ ID NO: 7.

The variant replicase gene may encode a protein which comprises the amino acid mutation Leu to Ile at position 183 of SEQ ID NO: 8.

The variant replicase gene may encode a protein which comprises the amino acid mutation Val to Ile at position 209 of SEQ ID NO: 9.

The variant replicase gene may encode a protein which comprises the amino acid mutations Pro to Leu at position 85 of SEQ ID NO: 6, and Val to Leu at position 393 of SEQ ID NO: 7.

The variant replicase gene may encode a protein which comprises the amino acid mutations Pro to Leu at position 85 of SEQ ID NO: 6 and Val to Ile at position 183 of SEQ ID NO: 8.

The variant replicase gene may encode a protein which comprises the amino acid mutations Pro to Leu at position 85 of SEQ ID NO: 6 and Val to Ile at position 209 of SEQ ID NO: 9.

The variant replicase gene may encode a protein which comprises the amino acid mutations Val to Leu at position 393 of SEQ ID NO: 7 and Leu to Ile at position 183 of SEQ ID NO: 8.

The variant replicase gene may encode a protein which comprises the amino acid mutations Val to Leu at position 393 of SEQ ID NO: 7 and Val to Ile at position 209 of SEQ ID NO: 9.

The variant replicase gene may encode a protein which comprises the amino acid mutations Leu to Ile at position 183 of SEQ ID NO: 8 and Val to Ile at position 209 of SEQ ID NO: 9.

The variant replicase gene may encode a protein which comprises the amino acid mutations Pro to Leu at position 85 of SEQ ID NO: 6, Val to Leu at position 393 of SEQ ID NO: 7 and Leu to Ile at position 183 of SEQ ID NO: 8.

The variant replicase gene may encode a protein which comprises the amino acid mutations Pro to Leu at position 85 of SEQ ID NO: 6 and Val to Ile at position 209 of SEQ ID NO: 9.

The variant replicase gene may encode a protein which comprises the amino acid mutations Pro to Leu at position 85 of SEQ ID NO: 6, Val to Leu at position 393 of SEQ ID NO: 7 and Val to Ile at position 209 of SEQ ID NO: 9.

The variant replicase gene may encode a protein which comprises the amino acid mutations Val to Leu at position 393 of SEQ ID NO: 7, Leu to Ile at position 183 of SEQ ID NO: 8 and Val to Ile at position 209 of SEQ ID NO: 9.

The variant replicase gene may encode a protein which comprises the amino acid mutations Pro to Leu at position 85 of SEQ ID NO: 6, Val to Leu at position 393 of SEQ ID NO: 7, Leu to Ile at position 183 of SEQ ID NO: 8 and Val to Ile at position 209 of SEQ ID NO: 9.

The variant replicase gene may also be defined at the nucleotide level.

For example the nucleotide sequence of the variant replicase gene of the coronavirus of the present invention may comprise one or more nucleotide substitutions within the regions selected from the list of: 11884-12318, 16938-18500, 18501-19514 and 19515-20423 of SEQ ID NO:1.

For example the nucleotide sequence of the variant replicase gene of the coronavirus of the present invention may comprise one or more nucleotide substitutions selected from the list of:

C to Tat nucleotide position 12137;
G to C at nucleotide position 18114;
T to A at nucleotide position 19047; and
G to A at nucleotide position 20139;

compared to the sequence shown as SEQ ID NO: 1.

As used herein, the term "substitution" is synonymous with the term mutation and means that the nucleotide at the identified position differs to that of the wild-type nucleotide sequence.

The nucleotide sequence may comprise any combination of the nucleotide substitutions selected from the list of:

C to Tat nucleotide position 12137;
G to Cat nucleotide position 18114;
T to A at nucleotide position 19047; and
G to A at nucleotide position 20139;

5 compared to the sequence shown as SEQ ID NO: 1.

The nucleotide sequence may comprise the substitution C12137T.

The nucleotide sequence may comprise substitution G18114C.

10 The nucleotide sequence may comprise the substitution T19047A.

The nucleotide sequence may comprise the substitution G20139A.

15 The nucleotide sequence may comprise the substitutions C12137T and G18114C.

The nucleotide sequence may comprise the substitutions C12137T and T19047A.

The nucleotide sequence may comprise the substitutions C12137T and G20139A.

20 The nucleotide sequence may comprise the substitutions G18114C and T19047A.

The nucleotide sequence may comprise the substitutions G18114C and G20139A.

25 The nucleotide sequence may comprise the substitutions T19047A and G20139A.

The nucleotide sequence may comprise the substitutions C12137T, G18114C and T19047A.

The nucleotide sequence may comprise the substitutions C12137T, T19047A and G20139A.

30 The nucleotide sequence may comprise the substitutions C12137T, G18114C and G20139A.

The nucleotide sequence may comprise the substitutions G18114C, T19047A and G20139A.

35 The nucleotide sequence may comprise the substitutions C12137T, G18114C, T19047A and G20139A.

The nucleotide sequence may not comprise a substitution which corresponds to the C12008T substitution reported by Ammayappan et al. (as above).

40 The nucleotide sequence may be natural, synthetic or recombinant. It may be double or single stranded, it may be DNA or RNA or combinations thereof. It may, for example, be cDNA, PCR product, genomic sequence or mRNA.

The nucleotide sequence may be codon optimised for production in the host/host cell of choice.

45 It may be isolated, or as part of a plasmid, virus or host cell.

Plasmid

A plasmid is an extra-chromosomal DNA molecule separate from the chromosomal DNA which is capable of replicating independently of the chromosomal DNA. They are usually circular and double-stranded.

Plasmids, or vectors (as they are sometimes known), may be used to express a protein in a host cell. For example a bacterial host cell may be transfected with a plasmid capable of encoding a particular protein, in order to express that protein. The term also includes yeast artificial chromosomes and bacterial artificial chromosomes which are capable of accommodating longer portions of DNA.

60 The plasmid of the present invention comprises a nucleotide sequence capable of encoding a defined region of the replicase protein. It may also comprise one or more additional coronavirus nucleotide sequence(s), or nucleotide sequence(s) capable of encoding one or more other coronavirus proteins such as the S gene and/or gene 3.

65 The plasmid may also comprise a resistance marker, such as the guanine xanthine phosphoribosyltransferase gene (gpt) from *Escherichia coli*, which confers resistance to

mycophenolic acid (MPA) in the presence of xanthine and hypoxanthine and is controlled by the vaccinia virus P7.5 early/late promoter.

Recombinant Vaccinia Virus

The present invention also relates to a recombinant vaccinia virus (rVV) comprising a variant replicase gene as defined herein.

The recombinant vaccinia virus (rVV) may be made using a vaccinia-virus based reverse genetics system.

In this respect, the present invention also provides a method for making a viral particle by:

- (i) transfecting a plasmid as described in the previous section into a host cell;
- (ii) infecting the host cell with a recombining virus comprising the genome of a coronavirus strain with a replicase gene;
- (iii) allowing homologous recombination to occur between the replicase gene sequences in the plasmid and the corresponding sequences in the recombining virus genome to produce a modified replicase gene;
- (iv) selecting for recombining virus comprising the modified replicase gene.

The term 'modified replicase gene' refers to a replicase gene which comprises a variant replicase gene as described in connection with the first aspect of the present invention. Specifically, the term refers to a gene which is derived from a wild-type replicase gene but comprises a nucleotide sequence which causes it to encode a variant replicase protein as defined herein.

The recombination may involve all or part of the replicase gene. For example the recombination may involve a nucleotide sequence encoding for any combination of nsp-10, nsp-14, nsp-15 and/or nsp-16. The recombination may involve a nucleotide sequence which encodes for an amino acid mutation or comprises a nucleotide substitution as defined above.

The genome of the coronavirus strain may lack the part of the replicase protein corresponding to the part provided by the plasmid, so that a modified protein is formed through insertion of the nucleotide sequence provided by the plasmid.

The recombining virus is one suitable to allow homologous recombination between its genome and the plasmid. The vaccinia virus is particularly suitable as homologous recombination is routinely used to insert and delete sequences for the vaccinia virus genome.

The above method optionally includes the step:

- (v) recovery of recombinant coronavirus comprising the modified replicase gene from the DNA from the recombining virus from step (iv).

Methods for recovering recombinant coronavirus, such as recombinant IBV, are known in the art (See Britton et al (2005) see page 24; and PCT/GB2010/001293).

For example, the DNA from the recombining virus from step (iv) may be inserted into a plasmid and used to transfect cells which express cytoplasmic T7 RNA polymerase. The cells may, for example be pre-infected with a fowlpox virus expressing T7 RNA polymerase. Recombinant coronavirus may then be isolated, for example, from the growth medium.

When the plasmid is inserted into the vaccinia virus genome, an unstable intermediate is formed. Recombinants comprising the plasmid may be selected for e.g. using a resistance marker on the plasmid.

Positive recombinants may then be verified to contain the modified replicase gene by, for example, PCR and sequencing.

Large stocks of the recombining virus including the modified replicase gene (e.g. recombinant vaccinia virus, (rVV) may be grown up and the DNA extracted in order to carry out step (v)).

Suitable reverse genetics systems are known in the art (Casais et al (2001) *J. Virol* 75:12359-12369; Casais et al (2003) *J. Virol.* 77:9084-9089; Britton et al (2005) *J. Virological Methods* 123:203-211; Armesto et al (2008) *Methods in Molecular Biology* 454:255-273).

Cell

The coronavirus may be used to infect a cell.

Coronavirus particles may be harvested, for example from the supernatant, by methods known in the art, and optionally purified.

The cell may be used to produce the coronavirus particle.

Thus the present invention also provides a method for producing a coronavirus which comprises the following steps:

- (i) infection of a cell with a coronavirus according to the invention;
- (ii) allowing the virus to replicate in the cell; and
- (iii) harvesting the progeny virus.

The present invention also provides a cell capable of producing a coronavirus according to the invention using a reverse genetics system. For example, the cell may comprise a recombining virus genome comprising a nucleotide sequence capable of encoding the replicase gene of the present invention.

The cell may be able to produce recombinant recombining virus (e.g. vaccinia virus) containing the replicase gene.

Alternatively the cell may be capable of producing recombinant coronavirus by a reverse genetics system. The cell may express or be induced to express T7 polymerase in order to rescue the recombinant viral particle.

Vaccine

The coronavirus may be used to produce a vaccine. The vaccine may be a live attenuated form of the coronavirus of the present invention and may further comprise a pharmaceutically acceptable carrier. As defined herein, "pharmaceutically acceptable carriers" suitable for use in the invention are well known to those of skill in the art. Such carriers include, without limitation, water, saline, buffered saline, phosphate buffer, alcohol/aqueous solutions, emulsions or suspensions. Other conventionally employed diluents and excipients may be added in accordance with conventional techniques. Such carriers can include ethanol, polyols, and suitable mixtures thereof, vegetable oils, and injectable organic esters. Buffers and pH adjusting agents may also be employed. Buffers include, without limitation, salts prepared from an organic acid or base. Representative buffers include, without limitation, organic acid salts, such as salts of citric acid, e.g., citrates, ascorbic acid, gluconic acid, histidine-Hel, carbonic acid, tartaric acid, succinic acid, acetic acid, or phthalic acid, Iris, trimethanmine hydrochloride, or phosphate buffers. Parenteral carriers can include sodium chloride solution, Ringer's dextrose, dextrose, trehalose, sucrose, and sodium chloride, lactated Ringer's or fixed oils. Intravenous carriers can include fluid and nutrient replenishers, electrolyte replenishers, such as those based on Ringer's dextrose and the like. Preservatives and other additives such as, for example, antimicrobials, antioxidants, chelating agents (e.g., EDTA), inert gases and the like may also be provided in the pharmaceutical carriers. The present invention is not limited by the selection of the carrier. The preparation of these pharmaceutically acceptable compositions, from the above-described components, having appropriate pH isotonicity, stability and other conventional char-

acteristics is within the skill of the art. See, e.g., texts such as Remington: The Science and Practice of Pharmacy, 20th ed, Lippincott Williams & Wilkins, pub!., 2000; and The Handbook of Pharmaceutical Excipients, 4.sup.th edit., eds. R. C. Rowe et al, APhA Publications, 2003.

The vaccine of the invention will be administered in a “therapeutically effective amount”, which refers to an amount of an active ingredient, e.g., an agent according to the invention, sufficient to effect beneficial or desired results when administered to a subject or patient. An effective amount can be administered in one or more administrations, applications or dosages. A therapeutically effective amount of a composition according to the invention may be readily determined by one of ordinary skill in the art. In the context of this invention, a “therapeutically effective amount” is one that produces an objectively measured change in one or more parameters associated Infectious Bronchitis condition sufficient to effect beneficial or desired results. An effective amount can be administered in one or more administrations. For purposes of this invention, an effective amount of drug, compound, or pharmaceutical composition is an amount sufficient to reduce the incidence of Infectious Bronchitis. As used herein, the term “therapeutic” encompasses the full spectrum of treatments for a disease, condition or disorder. A “therapeutic” agent of the invention may act in a manner that is prophylactic or preventive, including those that incorporate procedures designed to target animals that can be identified as being at risk (pharmacogenetics); or in a manner that is ameliorative or curative in nature; or may act to slow the rate or extent of the progression of at least one symptom of a disease or disorder being treated.

The present invention also relates to a method for producing such a vaccine which comprises the step of infecting cells, for example Vero cells, with a viral particle comprising a replicase protein as defined in connection with the first aspect of the invention.

Vaccination Method

The coronavirus of the present invention may be used to treat and/or prevent a disease.

To “treat” means to administer the vaccine to a subject having an existing disease in order to lessen, reduce or improve at least one symptom associated with the disease and/or to slow down, reduce or block the progression of the disease.

To “prevent” means to administer the vaccine to a subject who has not yet contracted the disease and/or who is not showing any symptoms of the disease to prevent or impair the cause of the disease (e.g. infection) or to reduce or prevent development of at least one symptom associated with the disease.

The disease may be any disease caused by a coronavirus, such as a respiratory disease and and/or gastroenteritis in humans and hepatitis, gastroenteritis, encephalitis, or a respiratory disease in other animals.

The disease may be infectious bronchitis (IB); Porcine epidemic diarrhoea; Transmissible gastroenteritis; Mouse hepatitis virus; Porcine haemagglutinating encephalomyelitis; Severe acute respiratory syndrome (SARS); or Bluecomb disease.

The disease may be infectious bronchitis.

The vaccine may be administered to hatched chicks or chickens, for example by eye drop or intranasal administration. Although accurate, these methods can be expensive e.g. for large broiler flocks. Alternatives include spray inoculation of administration to drinking water but it can be difficult to ensure uniform vaccine application using such methods.

The vaccine may be provided in a form suitable for its administration, such as an eye-dropper for intra-ocular use.

The vaccine may be administered by in ovo inoculation, for example by injection of embryonated eggs. In ovo vaccination has the advantage that it provides an early stage resistance to the disease. It also facilitates the administration of a uniform dose per subject, unlike spray inoculation and administration via drinking water.

The vaccine may be administered to any suitable compartment of the egg, including allantoic fluid, yolk sac, amnion, air cell or embryo. It may be administered below the shell (aircell) membrane and chorioallantoic membrane.

Usually the vaccine is injected into embryonated eggs during late stages of embryonic development, generally during the final quarter of the incubation period, such as 3-4 days prior to hatch. In chickens, the vaccine may be administered between day 15-19 of the 21-day incubation period, for example at day 17 or 18.

The process can be automated using a robotic injection process, such as those described in WO 2004/078203.

The vaccine may be administered together with one or more other vaccines, for example, vaccines for other diseases, such as Newcastle disease virus (NDV). The present invention also provides a vaccine composition comprising a vaccine according to the invention together with one or more other vaccine(s). The present invention also provides a kit comprising a vaccine according to the invention together with one or more other vaccine(s) for separate, sequential or simultaneous administration.

The vaccine or vaccine composition of the invention may be used to treat a human, animal or avian subject. For example, the subject may be a chick, chicken or mouse (such as a laboratory mouse, e.g. transgenic mouse).

Typically, a physician or veterinarian will determine the actual dosage which will be most suitable for an individual subject or group of subjects and it will vary with the age, weight and response of the particular subject(s).

The composition may optionally comprise a pharmaceutically acceptable carrier, diluent, excipient or adjuvant. The choice of pharmaceutical carrier, excipient or diluent can be selected with regard to the intended route of administration and standard pharmaceutical practice. The pharmaceutical compositions may comprise as (or in addition to) the carrier, excipient or diluent, any suitable binder(s), lubricant(s), suspending agent(s), coating agent(s), solubilising agent(s), and other carrier agents that may aid or increase the delivery or immunogenicity of the virus.

The invention will now be further described by way of Examples, which are meant to serve to assist one of ordinary skill in the art in carrying out the invention and are not intended in any way to limit the scope of the invention.

EXAMPLES

Example 1—Generation of an IBV Reverse Genetics System Based on M41-CK

A M41-CK full-length cDNA was produced by replacement of the Beaudette cDNA in the Vaccinia virus reverse genetics system previously described in PCT/GB2010/001293 (herein incorporated by reference) with synthetic cDNA derived from the M41 consensus sequence.

The IBV cDNA within recombinant Vaccinia virus (rVV) rVV-BeauR-Rep-M41 structure described in Armeto, Cavanagh and Britton (2009). PLoS ONE 4(10): e7384. doi:10.1371/journal.pone.0007384, which consisted of the replicase derived from IBV Beaudette strain and the struc-

tural and accessory genes and 3' UTR from IBV M41-CK, was further modified by replacement of the Beaudette 5' UTR-Nsp2-Nsp3 sequence with the corresponding sequence from IBV M41-CK. The resulting IBV cDNA consisted of 5' UTR-Nsp2-Nsp3 from M41, Nsp4-Nsp16 from Beaudette and the structural and accessory genes and 3' UTR from M41. This cDNA was further modified by the deletion of the Beaudette Nsp4-Nsp16 sequence. The resulting cDNA, lacking Nsp4-16, was modified in four further steps in which the deleted Nsps were sequentially replaced with the corresponding sequences from M41-CK, the replacement cDNAs represented M41-CK Nsp4-8, Nsp9-12, Nsp12-14 and finally Nsp15-16. Each replacement cDNA contained approx. 500 nucleotides at the 5' end corresponding to the 3' most M41 sequence previously inserted and approx. 500 nucleotides at the 3' end corresponding to the M41 S gene sequence. This allowed insertion of the M41 cDNA sequence by homologous recombination and sequential addition of contiguous M41 replicase gene sequence. The synthetic cDNAs containing the M41-derived Nsp sequences were added by homologous recombination utilising the inventor's previous described transient dominant selection (IDS) system (see PCT/GB2010/001293). The M41-derived cDNAs containing sequence corresponding to the M41 Nsps-10, -14, -15 and -16 contained the modified amino acids at positions 85, 393, 183 and 209, respectively, as indicated in FIG. 10.

A full-length cDNA representing the genome of M41-CK was generated in Vaccinia virus representing the synthetic sequences. Two rIBVs, M41-R-6 and M41-R-12, were rescued and shown to grow in a similar manner as M41-CK (FIG. 1).

Example 2—Determining the Pathogenicity of Rescued M41 Viruses

The viruses rescued in Example 1 were used to infect 8-day-old specific pathogen free (SPF) chicks by ocular and nasal inoculation to test them for pathogenicity, as observed by clinical signs on a daily basis 3-7 days post-infection and for ciliary activity days 4 and 6 post-infection. Loss of ciliary activity is a well-established method for determining the pathogenicity of IBV. The two M41-R viruses were found to be apathogenic when compared to M41-CK though they did show some clinical signs in comparison to uninfected control chicks (FIG. 2) and some but inconsistent loss in ciliary activity (FIG. 3).

Thus, the M41-R molecular clones of M41-CK were not pathogenic when compared to the parental virus M41-CK.

The inventors identified several nucleotide differences in the M41-R compared to the M41-CK sequences. The majority of these were synonymous mutations, as the nucleotide change did not affect the amino acid sequence of the protein associated with the sequence. However, four non-synonymous mutations were identified in the IBV replicase gene specific to Nsp-10, Nsp-14, Nsp-15 and Nsp-16 components of the replicase gene, these mutations resulted in amino acid changes (Table 3).

TABLE 3

Non-Synonymous mutations identified in the Nsps of M41-R full-length genome			
Region of Replicase	Nucleotide position	Nucleotide Mutation	Amino Acid Change
Nsp10	12137	C→T	Pro→Leu
Nsp14	18114	G→C	Val→Leu

TABLE 3-continued

Non-Synonymous mutations identified in the Nsps of M41-R full-length genome			
Region of Replicase	Nucleotide position	Nucleotide Mutation	Amino Acid Change
Nsp15	19047	T→A	Leu→Ile
Nsp16	20139	G→A	Val→Ile

Example 3—Repair of M41-R rIBVs

In order to determine whether the identified mutations were responsible for the loss of pathogenicity associated with M41-R, the Nsp10 mutation was repaired and the mutations in Nsp-14, -15 & -16 were repaired and shown to grow in a similar manner as M41-CK (FIG. 9). The inventors thus generated the rIBVs, M41R-nsp10rep and M41R-nsp14, 15, 16rep, using synthetic cDNAs containing the correct nucleotides utilising the inventor's previous described (TDS) system (see PCT/GB2010/001293).

The rIBVs were assessed for pathogenicity in chicks as described previously. Both rIBVs showed increased pathogenicity when compared to M41-R but not to the level observed with M41-CK (FIGS. 4 and 5). M41R-nsp14, 15, 16rep gave more clinical signs and more reduction in ciliary activity than M41R-nsp10rep, overall these results indicated that the changes associated with the four Nsps appear to affect pathogenicity.

To determine the roles of the Nsps in pathogenicity the full-length cDNA corresponding to M41R-nsp10rep was used to repair the mutations in Nsps14, 15 & 16 using a synthetic cDNA containing the correct nucleotides utilising the TDS system.

The following rIBVs were produced:

- M41R-nsp10, 15rep—M41-R with the mutations in Nsp-10 and Nsp-15 repaired
- M41R-nsp10, 14, 15rep—M41-R with mutations in Nsp-10, -14 and -15 repaired
- M41R-nsp10, 14, 16rep—M41-R with mutations in Nsp-10, -14 and -16 repaired
- M41R-nsp10, 15, 16rep—M41-R with mutations in Nsp-10, -15 and -16 repaired
- M41-K—All four mutations, Nsp-10, -14, -15 & -16 repaired in M41-R

The rIBVs were shown to grow in a similar manner as M41-CK (FIG. 9) and assessed for pathogenicity as described previously. M41-K (in which all four mutations had been repaired) resulted in clinical signs and 100% loss of ciliary activity (complete ciliostasis) by 4 days post-infection (FIGS. 6, 7 & 8). The other rIBVs demonstrated varying levels of pathogenicity, apart from M41R-nsp10, 15, 16rep, which was essentially apathogenic. These results confirmed that repair of all four Nsps restored pathogenicity to M41-R; again supporting the previous evidence that the mutations described in the four Nsps are implicated in attenuating M41-CK.

The inventors also generated rIBV M41R-nsp 10, 14 rep (nsp 10 and 14 are repaired, nsp 15 and 16 contain mutations) and rIBV M41R-nsp 10, 16 rep (nsp 10 and 16 are repaired, nsp 14 and 15 contain mutations) and assessed the pathogenicity of these viruses.

rIBV M41R-nsp 10, 14 rep less pathogenic than M41-K but caused around 50% ciliostasis on days 4-6 post-infection. rIBV M41R-nsp 10, 16 rep was almost apathogenic and caused no ciliostasis (see FIG. 11a-c).

Thus the genome associated with M41-R is a potential backbone genome for a rationally attenuated IBV.

Example 4—Vaccination/Challenge Study with M41-R

Candidate vaccine viruses were tested in studies in which fertilized chicken eggs were vaccinated in ovo at 18 days embryonation and in which the hatchability of the inoculated eggs was determined. The clinical health of the chickens was investigated and the chickens were challenged at 21 days of age with a virulent IB M41 challenge virus at $10^{3.65}$ EID₅₀ per dose.

Clinical signs were investigated after challenge protection by the vaccine and a ciliostasis test was performed at 5 days after challenge to investigate the effect of the challenge viruses on movement of the cilia and protection by the vaccine against ciliostasis (inhibition of cilia movement).

In Ovo Vaccination in Commercial Broiler Eggs

The design of the experiment is given in Table 4 and the clinical results are given in Table 5. Hatchability of the eggs inoculated with IB M41-R was good and chickens were healthy. IB M41-R protected against clinical signs after challenge in the broilers (placebo: 19/19 affected, IB M41-R: 3/18 affected and 1 dead). The results of the ciliostasis test are given in Table 6. IB M41-R generated protection against ciliostasis.

TABLE 4

Design of a hatchability, safety, efficacy study in commercial eggs							
Treatment	Description	EID ₅₀ ¹ per dose	Route of Admin	Day(s) of Admin	Day(s) of Challenge ²	End of Study	Nr. of eggs per treatment
T01	None	NA	NA	NA	NA	NA	30
T02	IB M41-R	10 ⁴	In ovo	18 days	At 21 days	At 26 days	30
NTX	Saline	NA	In ovo	embryo-nation	of age, 20 chickens per group	of age	30

¹Dose volume 0.1 ml, NA, not applicable.

² $10^{3.65}$ EID₅₀ per dose.

TABLE 5

Hatch percentages and clinical data before and after challenge in commercial chickens, for design see Table 1.						
Treatment	Hatch/total	Vital/total	Before challenge		After challenge	
			Deaths/total	Symptoms/total	Deaths/total	Symptoms/total
None	28/30		Euthanized directly after hatch for blood collection			
IB M41-R	28/30	28/28	1/20	0/19	1/19	3/18 ^{1, 7}
Saline	29/30	29/29	1/20	0/19	0/19	19/19 ^{1, 2, 3, 4, 5, 6, 7}

¹Disturbed respiratory system

²Whizzing

³Change of voice

⁴Breathing difficult

⁵Swollen intra-orbital sinuses

⁶Uneven growth

⁷Weak

TABLE 6

Results of the ciliostasis test after challenge, for design see Table 1.		
Treatment	Protected/total	Percentage protection
Saline	0/19	0%
IB M41R	5/18	28%

In Ovo Vaccination in Specific Pathogen-Free (SPF) Eggs

The design of the study in SPF eggs is given in Table 7 and is similar with the design of the studies with commercial broilers, but the vaccination dose for IB M41-R was higher, (10^5 EID₅₀ per dose).

The results (Table 8) show that the hatch percentage for IB M41-R hatch was low, and 19 of 40 hatched and the chicks were weak. Eight chicks died. The remaining 11 chickens were challenged and 11 of the chicks hatched from the eggs which had been inoculated with saline were challenged.

In the ciliostasis test after challenge it appeared that all chickens vaccinated in ovo with IB M41-R were protected, whereas none of the controls was protected, see Table 9.

TABLE 7

Design of a hatchability, safety, efficacy study in SPF eggs							
Treatment	Treatment Description	EID ₅₀ ¹ per dose	Route of Admin	Day of Admin	Day of Challenge ²	End of Study	Nr. of eggs per treatment
T01	IB M41-R	10 ⁵	In ovo	18 days embryo-nation	At 21 days of age	At 26 days of age	40
T04	Saline	NA	In ovo				40
NTX	NA	NA	NA		NA		10

¹Dose volume 0.1 ml, NA, not applicable.

²Challenge dose 10^{3.3} EID₅₀ in 0.2 ml.

TABLE 8

Hatch percentages and clinical data before and after challenge in SPF chickens, for design see Table 7.						
Treatment	Hatch/total	Vital/total	Before challenge		After challenge	
			Deaths/total	Symptoms/total	Deaths/total	Symptoms/total
IB M41-R	19/40	11/40	8/40	weak	0	0
Saline	30/40	30/40	0	—	0	0
NA	9/10	9/10	0	—	—	—

TABLE 9

Results of the ciliostasis test after challenge, for design see Table 7.		
Treatment	Protected/total	Percentage protection
Saline	0/11	0%
IB M41R	11/11	100%

In conclusion, IB M41-R was safe in commercial eggs, generated protection against clinical signs and to an extent against ciliostasis.

In SPF eggs vaccinated with IB M41 R a relatively low number of chickens hatched. This may be due to the 10⁵ EID₅₀ per egg of IB M41-R used. This was 10-fold higher than the dose used in earlier studies in which there was a higher level of hatchability. The lower hatch percentages may also be caused by a particularly high susceptibility of

the batch of SPF eggs for viruses, as in other studies the level of embryo mortality was also higher that had previously been observed.

After challenge all surviving chickens after hatch were completely protected against ciliostasis. It is concluded that IB M41-R has great potential as vaccine to be administered in ovo.

All publications mentioned in the above specification are herein incorporated by reference. Various modifications and variations of the described methods and system of the invention will be apparent to those skilled in the art without departing from the scope and spirit of the invention. Although the invention has been described in connection with specific preferred embodiments, it should be understood that the invention as claimed should not be unduly limited to such specific embodiments. Indeed, various modifications of the described modes for carrying out the invention which are obvious to those skilled in molecular biology, virology or related fields are intended to be within the scope of the following claims.

SEQUENCE LISTING

<160> NUMBER OF SEQ ID NOS: 13

<210> SEQ ID NO 1

<211> LENGTH: 27500

<212> TYPE: DNA

<213> ORGANISM: Infectious bronchitis virus

<400> SEQUENCE: 1

```

acttaagata gatattaata tatactatc acactagcct tgcgctagat ttccaactta      60
acaaaacgga cttaaatacc tacagctggt cctcataggt gttccattgc agtgcacttt      120
agtgccttgg atggcacctg gccacctgtc aggtttttgt tattaataac ttattgttgc      180
tggatacact gcttgttttg cctgtctca cttatacat cgttgcttg ggctacctag      240
tatccagcgt ctaacgggag cctggctgg tttagagtgc aagaacctct ggttcactca      300

```

-continued

gcggtaggcg ggtgtgtgga agtagcactt cagacgtacc ggttctgttg tgtgaaatac	360
ggggtcaccct cccccacat acctctaagg gcttttgagc cttagcgttg gctacgttct	420
cgcataaggt cggtatacgc acgtttgtag ggggtagtgc caaacaaccc ctgaggtgac	480
aggttctggt ggtgtttagt gagcagacat acaatagaca gtgacaacat ggcttcaagc	540
ctaaaacagg gagtatctcc caaactaagg gatgtcattc ttgtatccaa agacattcct	600
gaacaacttt gtgacgcttt gttttctat acgtcacaca accctaagga ttacgctgat	660
gcttttgagc ttaggcagaa gttgatcgt aatctgcaga ctgggaaaca gttcaaattt	720
gaaactgtgt gtggtctctt cctctgaag ggagttgaca aaataacacc tggcgctcca	780
gcaaaagtct taaaagccac ttctaagttg gcagatttag aagacatctt tgggtctctt	840
ccctttgcaa gaaaatatcg tgaactttg aagacagcat gccagtggtc tcttactgta	900
gaaacactgg atgctcgtgc acaactctt gatgaaattt ttgaccctac tgaataactt	960
tggcttcagg tggcagcaaa aatccaagtt tccgctatgg cgatgcgcag gcttgttggg	1020
gaagtaactg caaaagtcac ggatgctttg ggctcaaata tgagtgtctt tttccagatt	1080
tttaaacac aaatagtcag aatttttcaa aaagcgtcgg ctatttttga gaatgtgagt	1140
gaattaccac agcgtattgc agcacttaag atggctttg ctaagtgtgc caagtccatt	1200
actgttggg ttatggagag gactctagtt gttagagagt tcgcaggaac ttgtcttga	1260
agcattaatg gtgctgttgc aaaattctt gaagaactcc caaatggttt catgggtgct	1320
aaaattttca ctacacttgc cttctttagg gaggtcgcag tgaaaattgt ggataacata	1380
ccaaatgcac cgagaggcac taaagggttt gaagtcgttg gtaatgcca aggtacacaa	1440
gttgttgcac gtggcatgag aaatgactta acaactgctt accaaaaagc tgaattcct	1500
gtggagtcag aaggttggtc tgcaattttg ggtggacatc tttgctatgt ctttaagagt	1560
ggtgatcgt tttacgcggc acctcttca ggaattttg cattgcatga tgtgcattgt	1620
tgtgagcgtt ttgtctgtct tctgatggt gtaacaccgg agataaatga tggacttatt	1680
cttgacgcaa tctactcttc ttttagtgc gcagaacttg tggcagccat taaaaggggt	1740
gaaccattta agtttctggg tcataaattt gtgtatgcaa aggatgcagc agtttcttt	1800
acattagcga agcgtctac tattgcagat gttttgaagc tgtttcaatc agcgcgtgtg	1860
aaagtagaag atgtttggc ttcacttact gaaaagtctt ttgaattctg gaggcttgca	1920
tatggaaaag tgcgtaatct cgaagaattt gtaagactt gttttgtaa ggctcaaatg	1980
gcgatttga ttttagcgc agtgccttga gagggcattt ggcatctgt ttcgcaagtc	2040
atctataaag taggtggtct ttttactaaa gttgttgact tttgtgaaaa atattggaaa	2100
ggtttttgtg cacagttgaa aagagctaag ctcattgtca ctgaaacctc ctgtgttttg	2160
aaaggagtgt cacagcattg ttttcaacta ttgctggatg caatacagtt tatgtataaa	2220
agttttaaga agtgtgcact tggtagaatc catggagact tgctcttctg gaaaggaggt	2280
gtgcacaaaa ttattcaaga gggcgatgaa atttggtttg acgccattga tagtattgat	2340
gttgaagatc tgggtgttgt tcaagaaaaa ttgattgatt ttgatgtttg tgataatgtg	2400
acacttccag agaaccaacc cggtcatatg gttcaaatcg aggatgcagg aaagaactac	2460
atgttcttcc gcttcaaaaa ggatgagaac atttattata caccaatgct acagcttgg	2520
gctattaatg tggtttgcaa agcaggcggg aaaactgtca cctttggaga aactactgtg	2580
caagaaatc caccacctga tgtgtgtttt attaaggtta gcattgagtg ttgtggtgaa	2640
ccatggaata caatcttcaa aaaggcttat aaggagccca ttgaagtaga gacagaactc	2700

-continued

acagttgaac aattgctctc tgtggctctat gagaaaatgt gtgatgatct caagctgttt 2760
 ccggaggctc cagaaccacc accatttgag aatgtcacac ttgttgataa gaatggtaaa 2820
 gatttggatt gcataaaaac atgccatctg atctatcgtg attatgagag cgatgatgac 2880
 atcgaggaag aagatgcaga agaattgtgac acggattcag gtgatgctga ggagtgtgac 2940
 actaattcag aatgtgaaga agaagatgag gatactaaag tgttggctct tatacaagac 3000
 ccggcaagta acaaatatcc tctgcctctt gatgatgatt atagcgtcta caatggatgt 3060
 attgttcata aggacgctct cgatgttgg aatttaccat ctggatgaaga aaccttggtt 3120
 gtcaataaact gcttgaagg ggctgttaa gctctccgc agaaagtat tgatgttcta 3180
 ggtgactggg gtgaggctgt tgatgcgcaa gaacaattgt gtcaacaaga atcaactcgg 3240
 gtcatactcg agaaatcagt tgagggtttt actggtagtt gtgatgcaat ggctgaacaa 3300
 gctattgttg aagagcagga aatagtagct gttgtgaac aaagtcagga ttagtattgt 3360
 tttacacctg cagacctaga agttgttaa gaacacagcag aagaggtga tgagtttatt 3420
 ctcatctctg ctgtccctaa agaagaagt gtgtctcagg agaaagagga gccacaggtt 3480
 gagcaagagc ctaccctagt tgttaaagca caacgtgaga agaaggctaa aaagttcaaa 3540
 gttaaaccag ctacatgtga aaaacccaaa ttttggagt acaaacatg tgtgggtgat 3600
 ttggctgttg taattgcaa agcattggat gagtttaaag agttctgcat tgtaaacgct 3660
 gcaaatgagc acatgtcgca tgggtgtggc gttgcaaagg caattgcaga cttttgtgga 3720
 ccggactttg ttgaatattg cgcggactat gttagaagac atggtccaca gcaaaaactt 3780
 gtcacacctt catttgtaa aggcattcaa tgtgtgaata atgtttagg acctcgccat 3840
 ggagacagca acttgcgtga gaagcttgtt gctgcttaca agagtgttct ttaggtgga 3900
 gtggttaact atgttgtgcc agttctctca tcagggtatt ttggtgtaga tttaaaata 3960
 tcaatagatg ctatgcgoga agcttttaa ggttgtgcca tacgcttct tttatctct 4020
 ctgagtcaag aacacatoga ttatttogat gcaacttcta agcagaagac aatttatctt 4080
 acggaggatg gtgttaaata ccgctctgtt gttttaaacc ctggtgatc tttgggtcaa 4140
 tttggacagg tttttgcaag aaataaggta gcttttccg ctgatgatgt tgaggataaa 4200
 gaaatcctct ttataccac aactgacaag actattcttg aatattatgg ttagatgag 4260
 caaaagtatg taacatattt gcaaacgctt gcgcagaaat gggatgttca atatagagac 4320
 aattttgta tattagagtg gcgtgacgga aattgctgga ttagttcagc aatagttctc 4380
 cttcaagctg ctaaaattag atttaaagg tttcttgcag aagcatgggc taaactgttg 4440
 ggtggagatc ctacagactt tgttgctctg tgttatgcaa gttgcaatgc taaagtaggt 4500
 gatttttcag atgtaattg gcttttggcc aatttagcag aacattttga cgcagattac 4560
 acaaatgcac ttcttaagaa gtgtgtgtcg tgcaattgtg gtgtaagag ttatgaactt 4620
 aggggtcttg aagcctgtat tcagccagtt cgagcaccta atcttctaca tttaaaacg 4680
 caatattcaa attgcccaac ctgtggtgca agtagtacgg atgaagtaat agaagcttca 4740
 ttaccgtact tattgctttt tgetactgat ggtcctgcta cagttgattg tgatgaaat 4800
 gctgtaggga ctgttgtttt cattggctct actaatagtg gccattgtta tacacaagcc 4860
 gatgtaagg cttttgacaa tcttgctaag gatagaaaat ttggaaggaa gtcgccttac 4920
 attacagcaa tgtatacacg ttttctctt aggagtgaat atccctact tgttgttgaa 4980
 catagtaagg gtaaaagctaa agtagtaaaa gaagatgttt ctaacctgc tactagtct 5040

-continued

aaagccagtt ttgacgatct tactgacttt gaacagtggg atgatagcaa catctatgag	5100
agtcttaaag tgcaggagac acctgataat cttgatgaat atgtgtcatt tacgacaaag	5160
gaagattcta agttgccact gacacttaaa gttagaggta tcaaatcagt tgttgacttt	5220
aggctaaagg atggttttac ttataagtta acacctgata ctgatgaaaa ttcaaaaaca	5280
ccagtctact acccagctctt ggattctatt agtcttaggg caatatgggt tgaaggcagt	5340
gctaattttg ttgttgggca tccaaattat tatagtaagt ctctccgaat tcccacgttt	5400
tgggaaaatg ccgagagctt tgttaaaatg ggtataaaa ttgatgggtg aactatgggc	5460
ctttggcgtg cagaacacct taataaacct aatttggaga gaatttttaa cattgctaag	5520
aaagctattg ttggatctag tgttgttact acgcagtgtg gtaaaact agttaagca	5580
gtacatacgt ttgccgataa agtaggtgat ggtgtagttc gcaatattac agatagaatt	5640
aaggttcttt gtggattcac acgtggccat tttgaaaaga aaatgtccct acaatttcta	5700
aagacacttg tgttcttttt cttttatttc ttaaaggcta gtgctaagag tttagtttct	5760
agctataaga ttgtgttatg taagggtgtg tttgtacct tacttatagt gtggtttata	5820
tacacaagta atccagtagt gtttactgga atacgtgtgc tagacttctt atttgaagg	5880
tctttatgtg gtccttataa tgactacggt aaagattctt ttgatgtgtt acgctattgt	5940
gcaggtgatt ttacttgtcg tgtgtgttta catgatagag attcacttca tctgtacaaa	6000
catgcttata gcgtagaaca aatttataag gatgcagctt ctggcattaa cttaattgg	6060
aattggcttt atttggcttt tctaatatta tttgttaagc cagtggcagg ttttgttatt	6120
atttgttatt gtgttaagta tttgttattg agttcaactg tgttgcaaac tgggttaggt	6180
tttctagatt ggtttgtaaa aacagttttt acccatttta attttatggg agcgggattt	6240
tatttctggc tcttttataa gatatacgtg caagtgcac atatatgta ctgtaaggat	6300
gtaacatgtg aagtgtgcaa gagagttgca cgcagcaaca ggcaagagg tagcgttgta	6360
gttggtggtg gcaagcaaat agtgcagttt tacaactaatt ctggctataa cttttgtaag	6420
agacataaatt ggtattgtag aaattgtgat gattatggtc accaaaatac atttatgtcc	6480
cctgaagttg ctggcgagct ttctgaaaag ctttaagcgc atgttaaacc tacagcatat	6540
gcttaccacg ttgtgtatga ggcacgtgtg gttgatgatt ttgttaattt aaaatataag	6600
gctgcaattc ctgtaagga taatgcatct tctgctgta agtgtttcag tgttacagat	6660
tttttaaga aagctgtttt tcttaaggag gcattgaaat gtgaacaaat atctaagat	6720
ggttttatag tgtgtaatac acagagtgcg catgcactag aggaagcaaa gaatgcagcc	6780
gtctattatg cgcaatatct gtgtaagcca atacttatac ttgaccagc actttatgag	6840
caattaatag tagagcctgt gtctaagagt gttatagata aagtgtgtag cattttgtct	6900
aatataatat ctgtagatac tgcagcttta aattataagg caggcacact tctgtgatgt	6960
ctgctttcta ttactaaaga cgaagaagcc gtagatatgg ctatcttctg ccacaatcat	7020
gaagtggaat aactgtgtga cgttttact aatgtgatac cgtcatatgg tatggacact	7080
gataagttga cacctcgtga tagagggttt ttgataaatg cagatgcttc tattgctaat	7140
ttaagagtca aaaatgtccc tccggtagta tgggaagtttt ctgatcttat taaattgtct	7200
gacagttgcc ttaaatattt aatttcagct actgtcaagt caggagggtcg tttctttata	7260
acaaagtctg gtgctaaaca agttatttct tgtcataccc agaaactgtt ggtagagaaa	7320
aaggcaggtg gtgttattaa taacactttt aaatggttta tgagttgttt taaatggctt	7380
tttctctttt atactctttt tacagcatgt tgtttgggtt actactatat ggagatgaat	7440

-continued

aaaagttttg ttcaccccat gtatgatgta aactccacac tgcattgtga agggttcaaa	7500
gttatagaca aagggtgtat tagagagatt gtgtcagaag ataattgttt ctctaataag	7560
tttgtaatt ttgacgcctt ttggggtaaa tcatatgaaa ataataaaaa ctgtccaatt	7620
gttacagtgt ttatagatgg tgacgggaca gtagctgttg gtgttcctgg ttttgtatca	7680
tgggttatgg atgggtgtat gtttgtgcat atgacacaga ctgatcgtag accttggtac	7740
attcctacct ggtttaatag agaattgtt ggttacctc aggattcaat tatcactgag	7800
ggtagttttt atacatctat agcattattt tctgctagat gtttatattt aacagccagc	7860
aatacacctc aattgtattg ttttaatggc gacaatgatg cacctggagc cttaccattt	7920
ggtagtatta ttcctcatag agtatacttc caacctaag gtgtaggct tatagttcca	7980
caacaaatc tgcatacacc ctacatagtg aagtttgttt cagacagcta ttgtagaggt	8040
agtgtatgtg agtatactaa accaggttac tgtgtgtcac tagactccca atgggttttg	8100
tttaatgatg aatacattag taaacctggc gtttctctgt gttctactgt tagagaactt	8160
atgtttaata tggttagtac attccttact ggtgtcaacc ctaaatatta tattcagcta	8220
gcaactatgt ttttaatact agttgttatt gtgtaattt ttgcaatgg tataaagttt	8280
caagggtttt ttaaagctta tgcgaccatt gtggttacia taatgttagt ttgggttatt	8340
aatgcatttg ttttgtgtg acatagttat aatagtgtt tagctgttat attattagta	8400
ctctattgct atgcatcatt ggttacaagt cgcaatactg ctataataat gcattgttgg	8460
cttgttttta cctttgggtt aatagtacc acatgggttg cttgttgcta tctgggattt	8520
attctttata tgtacacacc gttgggtttc tgggtttacg gtactactaa aaatactcgt	8580
aagttgatg atggcaacga gtttgttgg aattatgacc ttgtgcgaa gagcactttt	8640
gttattcctg gtactgaatt tgttaagct acgaatgaga taggtgataa atttgaagcc	8700
tatctttctg cgtatgctag acttaatac tatteaggca ctggtagtga gcaagattac	8760
ttgcaagctt gtcgtgcatg gttagcttat gctttggacc aatatagaaa tagtgggtgt	8820
gaggttgttt atacccacc gcgttactct attggtgta gtagactaca cgctggtttt	8880
aaaaaactag tttctctag tagtctgtt gagaagtgca ttgttagtgt ctcttataga	8940
ggcaataatc ttaatggact gtggctgggt gattctattt actgcccacg ccatgtgtta	9000
ggtaagtta gtgggtgacca gtgggtgac gtactaaacc ttgctaataa tcatgagttt	9060
gaagttgtaa ctcaaatgg tgttactttg aatgttgtca gcaggcggct taaaggagca	9120
gttttaattt tacaactgc agttgccaat gctgaaactc ctaagtataa gtttgttaa	9180
gctaattgtg gtgatagttt cactatagct gttcttatg gtggtacagt tataggactt	9240
tacctgtca ctatgcgttc taatggtact attagagcat ctttctagc aggagcctgt	9300
ggctcagttg gtttaatat agaaaagggt gtagttaatt tcttttatat gcaccatctt	9360
gagttaccta atgcattaca cactggaact gacctaatgg gtgagtttta tgggtgttat	9420
gtagatgaag aggttgcgca aagagtcca ccagataatc tagttactaa caatattgta	9480
gcattgctct atgcggcaat tattagtgtt aaagaaagta gttttcaca acctaagtgg	9540
ttggagagta ctactgtttc tattgaagat tacaataggt gggctagtga taatggtttt	9600
actccatttt ccactagtac tgctattact aaattaagtg ctataactgg ggttgatgtt	9660
tgtaaactcc ttcgcactat tatggtaaaa agtgctcaat ggggtagtga tcccatttta	9720
ggacaatata attttgaaga cgaattgaca ccagaatctg tatttaataca agttggtgtt	9780

-continued

gttaggttac agtcttcttt tgtaagaaaa gctacatctt ggttttggag tagatgtgta 9840
 ttagcttgct tcttggttgt gttgtgtgct attgtcttat ttaaggcagt gccacttaag 9900
 ttttatgtac atgcagctgt tattttgttg atggctgtgc tctttatttc ttttactggt 9960
 aaacatgta tggcatacat ggacactttc ctattgccta cattgattac agttattatt 10020
 ggagtttggt ctgaagtooc tttcatatac aataactctaa ttagtcaagt tgttattttc 10080
 ttaagccaat ggtatgatcc tgtagtcttt gatactatgg taccatggat gttattgcca 10140
 ttagtggtgt acaactgcttt taagtgtgta caaggctgct atatgaattc tttcaatact 10200
 tctttgttaa tgctgtatca gtttatgaag ttaggttttg ttatttcacac ctcttcaaac 10260
 actcttactg catatacaga aggtaattgg gagttattct ttgagttggt tcacactatt 10320
 gtgttggtta atgtagtag taattcotta attggtttaa ttgtttttaa gtgtgctaag 10380
 tggattttat attattgcaa tgcaacatac ttaataaatt atgtgttaat ggcagtcagt 10440
 gttaatggca taggctggct ttgcacctgt tactttggat tgtattgggt ggtaataaaa 10500
 gtttttggtt taaccttagg taaatacaat tttaaagttt cagtagatca atataggtat 10560
 atgtgtttgc ataaggtaaa tccacctaaa actgtgtggg aggtctttac tacaataata 10620
 cttatacaag gaattggagg cgatcgtgtg ttgcctatag ctacagtgca atctaaattg 10680
 agtgatgtaa agtgtacaac tgttgtttta atgcagcttt tgactaagct taatgttgaa 10740
 gcaaattcaa aaatgcatgc ttactctgtt gagttacaca ataaaatcct cgcactctgat 10800
 gatgttggtg agtgcattgga taatttattg ggtatgctta taacactatt ttgtatagat 10860
 tctactattg atttgggtga gtattgtgat gatatactta agaggtcaac tgtattacaa 10920
 tcggttactc aagagttttc gcacataccc tcgtatgctg aatatgaaag agctaagagt 10980
 atttatgaaa aggttttagc cgattctaaa aatgggtggg taacacagca agagcttgct 11040
 gcataatgta aagctgcaa tattgcaaag tcagtttttg atagagactt ggctgttcaa 11100
 aagaagttag atagcatggc agaactgtct atgacaacaa tgtataaaga ggcgcgtgta 11160
 actgatagaa gagcaaaatt agtttcatca ttacatgcac tacttttttc aatgcttaag 11220
 aaaatagatt ctgagaagct taatgtotta ttgaccagg cgaatagtgg tgtgttacc 11280
 ctagcaactg ttccaattgt ttgtagtaat aagcttacc ttgttatacc agaccagag 11340
 acgtgggtca agtgtgtgga ggggtgtgcat gttacatatt caacagtgtt ttggaatata 11400
 gactgtgta ctgatgcca tggcacagag ttacaccca cttctacagg tagtgattg 11460
 acttactgta taagtgtgta taatatagca tggccttaa aggttaactt gactaggaat 11520
 gggcataata aggttgatgt tgccctgcaa aataatgagc ttatgcctca cgggtgtaaag 11580
 acaaaggctt gcgtagcagg ttagatcaa gcacattgta gcgttgagtc taaatgttat 11640
 tatacaagta ttagtgccag ttcagttgta gctgctatta cctcttcaaa tcctaactg 11700
 aaagtagcct cttttttgaa tgaggcaggt aatcagattt atgtagactt agaccacca 11760
 tgtaaatttg gtatgaaagt gggtgataag gttgaagttg tttacctgta tttataaaa 11820
 aatacaggtt ctattgtaag aggtatggtta cttggtgcta tatctaattg tgtgtgtta 11880
 caatctaaag gtcattgagc agaggaagtg gatgctgtag gcattctctc actttgttct 11940
 tttgcagtag atcctgcgga tacatattgt aaatatgtgg cagcaggtaa tcaacctta 12000
 ggtaactgtg ttaaaatgtt gacagtacat aatggtagtg gttttgcaat aacatcaaag 12060
 ccaagtccaa ctccggatca ggattcttat ggaggagctt ctgtgtgtct ttattgtaga 12120
 gcacatatag cacacctg cggagcagga aatttagatg gacgctgtca atttaaaggt 12180

-continued

tcttttgtgc aaatacctac tacggagaaa gatectgttg gattctgtct acgtaacaag 12240
gtttgcactg tttgtcagtg ttggattggt tatggatgtc agtgtgattc acttagacaa 12300
cctaaacctt ctgttcagtc agttgtctgtt gcactctggtt ttgataagaa ttattttaaac 12360
gggtacgggg tagcagtgag gctcggctga taccctagc taatggatgt gaccccgatg 12420
ttgtaaagcg agcctttgat gtttgaata aggaatcagc cggtatgttt caaaatttga 12480
agcgtaacctg tgcacgattc caagaagtac gtgatactga agatggaaat cttgagtatt 12540
gtgattctta ttttgggtt aaacaaacca ctctagtaa ttatgaacat gagaaagctt 12600
gttatgaaga cttaaagtca gaagtaacag ctgatcatga tttctttgtg ttcaataaga 12660
acatttataa tatttagtagg cagaggctta ctaagtatac tatgatggat ttttgetatg 12720
ctttgcgcca ctttgacca aaggattgctg aagtcttaa agaaatactt gtcacttatg 12780
gttgataga agattatcac cctaagtggg ttgaagagaa taaggattgg tacgaccaa 12840
tagaaaacc taaatattat gccatgttgg ctaaaatggg acctattgta cgactgtctt 12900
tattgaatgc tattgagttc ggaacctca tgggtgaaaa aggttatgtt ggtgttatta 12960
cacttgataa ccaagatctt aatggcaaat tttatgattt tgggtatgtt cagaagacag 13020
cgctgtgtgc tgggttctct gtttttgata cgtattatc ttacatgatg cccatcatag 13080
ccatgactga tgcgttgcca cctgagaggt attttgaata tgatgtgcat aagggttata 13140
aatcttatga tctctcaag tatgattata ctgaggagaa acaagatttg tttcagaagt 13200
actttaagta ttgggatcaa gagtatcacc ctaactgtcg cgactgtagt gatgacaggt 13260
gtttgataca ttgtgcaaac ttcaacatct tgtttctac acttgaccg cagacttctt 13320
tcggtaattt gtgtagaaag gttttgttg atggtgtacc atttatagct acttgtggct 13380
atcattctaa ggaacttggg gttattatga atcaagataa caccatgtca ttttcaaaa 13440
tgggtttgag tcaactcatg cagtttgttg gagatctgc cttgttagtg gggacatcca 13500
ataaattagt ggatcttaga acgtcttggg ttagtgttg tgcttagcg tctggtatta 13560
ctcatcaaac ggtaaaacca ggtcacttta acaaggattt ctacgatttt gcagagaagg 13620
ctggtatgtt taaggaaggg tctctatac cacttaaaaca tttctctac ccacagactg 13680
gtaatgctgc tataaacgat tatgattatt atcgttataa caggcctacc atgtttgata 13740
tacgtcaact tttatttgt ttagaagtga cttctaaata ttttgaatgt tatgaaggcg 13800
gctgtatacc agcaagccaa gttgtagtta acaatttaga taagagtgca ggttatccgt 13860
tcaataagtt tggaaaggcc cgtctctatt atgaaatgag tctagaggag caggaccaac 13920
tctttgagag tacaaagaag aacgtctctc ctactataac tcagatgaat ttaaaatag 13980
ccatatccgc gaaaaataga gcgcgtacag tggcaggtgt gtctatcctt tctactatga 14040
ctaataggca gttcatcag aagattctta agtctatagt caacactaga aacgtctctg 14100
tagttattgg aacaaccaag ttttatggcg gttgggataa catgttgaga aacctattc 14160
aggggtgtga agaccgatt cttatgggtt gggattatcc aaagtgtgat agagcaatgc 14220
ctaatttgtt gcgtatagca gcacttttag tactcgtctg taaacacact aattgttgta 14280
cttggtctga acgcgtttat aggttgata atgaatgcgc tcagggttta tctgaaactg 14340
tcttagctac aggtggtata tatgtgaaac ctggtggtac tagcagtgga gatgctacta 14400
ctgcttatgc aaacagtggt ttcaacataa tacaagccac atctgctaat gttgcgcgtc 14460
ttttgagtgt tataacgcgt gatattgtat atgatgacat taagagcttg cagtatgaat 14520

-continued

tgtaccagca ggtttatagg cgagtcgaatt ttgaccaccgc atttggtgaa aagttttatt 14580
 cttattttgtg taagaatttc tcattgatga tcttgctga cgacgggtgtt gtttgttata 14640
 acaacacatt agccaaacaa ggtcctgtag cagatatttc tggttttaga gaagttctct 14700
 actatcagaa caatgttttt atggctgatt ctaaagtgtg ggttgaacca gatttagaaa 14760
 aaggccaca tgaattttgt tcacagcaca caatgttagt ggaggttgat ggtgagccta 14820
 gatacttgcc atatccagac ccatcacgta ttttggtgac atgtgttttt gtagatgatt 14880
 tggataagac agaactctgtg gctgttatgg agcgttatat cgctcctgcc atagatgcgt 14940
 acccactagt acatcatgaa aatgaggagt acaagaaggt attcctttgtg cttcctttcat 15000
 acatcagaaa actctatcaa gagcctttctc agaatatgct tatggactac tctttttaa 15060
 tggatataga taagggtagt aaattttggg aacaggagtt ctatgaaaat atgtatagag 15120
 cccctacaac attacagtct tgtggcggtt gtgtagtgtg taatagtcac actatattgc 15180
 gctgtggtaa ttgtattgc aaaccatttt tgtgtgtgaa gtgtgtctat gaccatgtca 15240
 tgcacacaga ccacaaaaat gttttgtcta taaatcctta catttgcctc cagccaggtt 15300
 gtggtgaagc agatgttact aaattgtacc tcggaggtat gtcatacttc tgcggtaac 15360
 ataaacaaa gttatcaata ccgttagtat ctaatggtag agtgtttgga atttacaggg 15420
 ctaattgtgc aggtagcga aatggtgatg attttaatca actagctact actaattggt 15480
 ctactgtgga acctatatt ttggcaaac gttgtgtaga ttcgttgaga cgctttgctg 15540
 cagagacagt aaaagctaca gaagaattac ataagcaaca atttgctagt gcagaagtga 15600
 gagaagtact ctcagatcgt gaattgattc tgtcttgga gccaggtaaa accaggctc 15660
 cattgaatag aaattatggt ttcactggct ttcactttac tagaactagt aaagttcagc 15720
 tcggtgattt tacattttaa aaaggtgaag gtaaggacgt tgtctattat cgagcagcgt 15780
 ctactgctaa attgtctggt ggagacattt ttgttttaac ctcacacaat gttgtttctc 15840
 ttatagcgc aacgttggt cctcagcaaa ccttttctag gtttgtgaa ttaagacct 15900
 atgtgatggt acctgcgtgt tttgtaaaata acattocatt gtaccattta gtaggcaagc 15960
 agaagcgtac tacagtacaa ggcctcctc gcagtggtaa atcccatttt gctataggat 16020
 tggcggtta ctttagtaac gccctgtgc ttttactgc atgctctcat gcagctggtg 16080
 atgctttatg tgaaaaagct ttaagtttc ttaaagtaga tgattgcact cgtatagtag 16140
 ctcaaggac tactatcgtat tgccttctca agtttaagc taatgacaca ggcaaaaagt 16200
 acatttttag tactattaat gccttgccag aagttagttg tgacattcct ttgggtgacg 16260
 aggttagtat gttgaccaat tacgaattgt cttttattaa tggtaagata aactatcaat 16320
 atgttggtgta tgtagggtgat cctgctcaat taccggcgcc tcgtacgttg cttaacggtt 16380
 cactctctcc aaaggattat aatggtgtca caaaccttat ggtttgtgtt aaacctgaca 16440
 ttttccttgc aaagtgttac cgtgttcta aagaaattgt agatactgtt tctactcttg 16500
 tatatgatgg aaagtttatt gcaataacc cggaatcacg tcagtgtttc aaggttatag 16560
 ttaataatgg taattctgat gtaggacatg aaagtggctc agcctacaac ataactcaat 16620
 tagaatttgt gaaagatttt gctctgca ataaggaatg gcgggaagca acattcattt 16680
 cacctataa tgctatgaac cagagagcct accgtatgct tggacttaat gttcagacag 16740
 tagactcgtc tcaaggttcg gagtatgatt atgttatcct ttgtgttact gcagattcgc 16800
 agcatgcact gaatattaac agattcaatg tagcgttac aagagccaag cgtggtatac 16860
 tagttgcat gcctcagcgt gatgaactat attcagctct taagtttata gagcttgata 16920

-continued

gtgtagcaag tctgcaaggt acaggcttgt ttaaaatttg caacaaagag tttagtggtg 16980
 ttcaccacagc ttatgcagtc acaactaagg ctcttgctgc aacttataaa gttaatgatg 17040
 aacttgctgc acttggtaac gtggaagctg gttcagaaat aacatataaa catcttattt 17100
 ctttgtagg gtttaagatg agtgtaaatg ttgaaggctg ccacaacatg tttataaac 17160
 gtgatgaggc tatccgcaac gtaagagggt gggtagggtt tgatgtagaa gcaacacatg 17220
 cttgcggtac taacattggg actaacctgc ctttccaagt aggtttctct actgggtgcag 17280
 actttgtagt tacgcctgag ggacttgtag atacttcaat aggcaataat tttgagcctg 17340
 tgaattctaa agcacctoca ggtgaacaat ttaatcactt gagagcgtaa tcaaaaagtg 17400
 ctaaacccttg gcattgttga aggccaagga ttgtgcaaat gtagcggat aacctgtgca 17460
 acgtttcaga ttgtgtagtg tttgtcacgt ggtgtcatgg cctagaacta accactttgc 17520
 gctattttgt taaaatagge aaggaccaag tttgttcttg cggttctaga gcaacaactt 17580
 ttaattctca tactcaggtc tatgcttggg ggaagcattg cttgggtttt gattttggtt 17640
 ataatccact cttagtggat attcaacagt ggggttattc tggtaaccta caatttaacc 17700
 atgatttgca ttgtaatgtg catggacacg cacatgtagc ttctgaggat gctattatga 17760
 cgcgttgtct tgcaattaat aatgcatttt gtcaagatgt caactgggat ttaacttacc 17820
 ctcatatagc aaatgaggat gaagtcaatt cttagctgtag atatttaca cgcattgata 17880
 ttaatgcatg tgttgatgct cttaaagtta acgttgtcta tgatatagge aacctaaag 17940
 gtataaaaatg tgtagacgt ggagacttaa attttagatt ctatgataag aatccaatag 18000
 tacccaatgt caagcagttt gtagtactg actaatcagca caaagataag tttgctgatg 18060
 gtctttgtat gttttggaat tgaatgtgg attgttatcc cgacaattcc ttagtttgta 18120
 ggtacgacac acgaaatttg agtgtgttta acctacctgg ttgtaatggg ggtagcttgt 18180
 atgttaacaa gcattgcattc cacacaccta aatttgatcg cactagcttt cgtaatttga 18240
 aagctatgcc attcttttct tatgactcat cgccttgca gaccattcaa ttggatggag 18300
 ttgcgcaaga ccttggttca tttagctacga aagattgtat cacaaaatgc aacataggcg 18360
 gtgctggttg taaaaagcac gcacaaatgt atgcagattt tgtgacttct tataatgcag 18420
 ctgttactgc tggtttact ttttgggta ctaataattt taaccatata aatttggtga 18480
 aaagttttc agctctcag tctatcgaca atattgctta taatgtat aagggtggc 18540
 attatgatgc tattgcagga gaaatgcca ctatcgtaac tggagataaa gtttttgta 18600
 tagatcaagg cgtagaaaaa gcagttttt ttaatcaaac aattctgctt acatctgtag 18660
 cgtttgagct gtatgcgaag agaaatattc gcacactgcc aaacaaccgt attttgaaag 18720
 gtttgggtg agatgtgact aatggatttg taatttggga ttacacgaac caaacaccac 18780
 tataccgtaa tactgttaag gtatgtgcat atacagacat agaaccfaat ggctaatag 18840
 tgctgtatga tgatagatat ggtgattacc agtctttct agctgctgat aatgctggtt 18900
 tagtttctac acagtgttac aagcgttatt cgtatgtaga aataccgtca aacctgctg 18960
 ttcagaacgg tattccgta aaagatggag cgaacctgta tgtttataag cgtgttaatg 19020
 gtgcgtttgt tacgtaacct aacacattaa acacacaggg tcgcagttat gaaacttttg 19080
 aacctcgtag tgatgttgag cgtgatttct tcgacatgct tgaggagagt tttgtagaaa 19140
 agtatggtaa agaattaggt ctacagcaca tactgtatgg tgaagttgat aagcccaat 19200
 taggtggttt acacactggt ataggatgt gcagactttt acgtgcgaat aagttgaacg 19260

-continued

caaagtctgt tactaattct gattctgatg tcatgcaaaa ttattttgta ttggcagaca 19320
 atggttccta caagcaagtg tgtactgttg tggatttgc tcttgatgat ttcttagaac 19380
 ttcttaggaa catactgaaa gagtatggta ctaataagtc taaagttgta acagtgca 19440
 ttgattacca tagcataaat tttatgactt ggtttgaaga tggcattatt aaaacatgtt 19500
 atccacagct tcaatcagca tggacgtgtg gttataatat gcctgaactt tataaagttc 19560
 agaattgtgt tatggaacct tgcaacattc ctaattatgg tggttggaata gcggtgcca 19620
 gtggtattat gatgaatgtg gcaaagtata cacaactctg tcaatacctt tcgaaaaaca 19680
 caatgtgtgt accgcataat atgcgagtaa tgcatttttg agctggaagt gacaaaggag 19740
 tggctccagg tagtactgtt cttaaacaat ggctcccaga agggacactc cttgtcgata 19800
 atgatattgt agactatgtg tctgatgcac atgtttctgt gctttcagat tgcaataaat 19860
 ataagacaga gcacaagttt gatcctgtga tatctgatat gtatacagac aatgattcaa 19920
 aaagaaagca tgaaggcgtg atagccaata atggcaatga tgacgttttc atatatctct 19980
 caagttttct tcgtaataat ttggctctag gtggtagttt tgctgtaaaa gtgacagaga 20040
 caagttggca cgaagtttta tatgacattg cacaggattg tgcattggtg acaatgtttt 20100
 gtacagcagt gaatgcctct tcttcagaag cattcttggg tgggtgtaat tatttgggtg 20160
 caagtgaaaa ggttaaggtt agtggaaaaa cgctgcacgc aaattatata ttttgagga 20220
 attgtaatta tttacaaacc tctgcttata gtatattga cgttgctaag tttgatttga 20280
 gattgaaagc aacaccagtt gttaatgtga aaactgaaca aaagacagac ttagtcttta 20340
 atttaattaa gtgtgtaag ttactggtaa gagatgttg taacacctct tttactagt 20400
 actcttttgt gtgtactatg tagtgctgct ttgtatgaca gtagttctta cgtttactac 20460
 taccaaagtg cctttagacc acctaatggg tggcatttac acgggggtgc ttatgcggt 20520
 gttaatatt ctagcgaatc taataatgca ggctcttcac ctgggtgtat tgttggtact 20580
 attcatggtg gtcgtgtgt taatgctct tctatageta tgacggcacc gtcacaggt 20640
 atggcttggg ctagcagtea gttttgtact gcacactgta acttttcaga tactacagtg 20700
 tttgttacac attgtataa atatgatggg tgcctataa ctggcatgct tcaaaagaat 20760
 tttttacgtg tttctgctat gaaaaatggc cagcttttct ataatttaac agttagtgt 20820
 gctaagtacc ctacttttaa atcatttcag tgtgttaata atttaacatc cgtatattta 20880
 aatggtgatc ttgtttacac ctctaagag accacagatg ttacatctgc aggtgtttat 20940
 tttaaagctg gtggacctat aacttataaa gttatgagag aagttaaagc cctggcttat 21000
 tttgttaatg gtactgcaca agatgttatt ttgtgtgatg gatcacctag aggcttgta 21060
 gcatgccagt ataacttgga caattttca gatggcttt atccttttat taatagtagt 21120
 ttagttaaagc agaagtttat tgtctatcgt gaaaatagtg ttaatactac ttttacgtta 21180
 cacaatttca cttttcataa tgagactggc gccaacctca atcctagtgg tgttcagaat 21240
 attcaaaact accaaacaca aacagctcag agtggttatt ataattttaa tttttcctt 21300
 ctgagtagtt ttgtttataa ggagtctaatt tttatgatg gatcttatca cccaagttgt 21360
 aattttagac tagaaactat taataatggc ttgtggttta attcacttc agtttcaatt 21420
 gcttacggtc ctcttcaagg tggttgcaag caatctgtct ttagtggtag agcaacttgt 21480
 tgttatgctt attcatatgg aggtccttcg ctgtgtaaag gtgtttatc aggtgagtta 21540
 gatcttaatt ttgaatgtgg actgttagtt tatgttacta agagcgggtg ctctcgata 21600
 caaacagcca ctgaaccgac agttataact cgacacaatt ataataat tactttaaat 21660

-continued

acttggttg attataatat atatggcaga actggccaag gttttattac taatgtaacc 21720
 gactcagctg ttagttataa ttacttagca gacgcaggtt tggctatddd agatacatct 21780
 ggtccatag acatccttgt tgtacaaggt gaatatggc ttacttatta taaggtaac 21840
 ccttgccaag atgcaacca gcagtttgta gtttctggg gtaaattagt aggtattcct 21900
 acttcacgta atgagactgg ttctcagctt cttgagaacc agttttacat taaaactact 21960
 aatggaacac gtcgtttttag acgttctatt actgaaaatg ttgcaaattg cccttatggt 22020
 agttatggta agttttgtat aaaacctgat ggttcaattg ccacaatagt accaaaaaa 22080
 ttggaacagt ttgtggcacc tttacttaat gttactgaaa atgtgctcat acctaacagt 22140
 ttaatttaa ctgttacaga tgagtacata caaacgcgta tggataaggt ccaaatat 22200
 tgtctgcagt atgtttgtg caattctctg gattgtagag atttgttca acaatatggg 22260
 cctgttttg acaacatatt gtctgtagta aatagtattg gtcaaaaaga agatatggaa 22320
 cttttgaatt tctattcttc tactaaaccg gctggtttta atacaccatt tcttagtaat 22380
 gtttagcactg gtgagtttaa tattctctct ctgttaacaa ctctagtag tctagaagg 22440
 cgttcttcta ttgaagaact tctattaca agcgttgaat ctgttgatt accaacagat 22500
 gacgcataca aaaattgcac tgcaggacct ttaggttttc ttaaggacct tgcgtgtgct 22560
 cgtgaatata atggtttgct tgtgttgctt cccattataa cagcagaat gcaaatttg 22620
 tatactagtt ctctagtagc ttctatggct tttggtggta ttactgcagc tgggtctata 22680
 cttttgcca cacaactgca ggctagaatt aatcactgg gtattacca gtcacttttg 22740
 ttgaagaatc aagaaaaat tgetgcttc ttaataagg ccattggctg tatgcaggaa 22800
 ggtttagaa gtacatctct agcattaca caaattcaag atgtgttaa taagcagagt 22860
 gctattctta ctgagactat ggcactact aataaaaatt ttggtgctat ttctctatg 22920
 attcaagaaa tctaccagca acttgaagcc atacaagcaa atgetcaagt ggatcgtctt 22980
 ataactggta gattgtcctc actttctgtt ttagcctctg ctaagcaggc ggagcatatt 23040
 agagtgtcac aacagcgtga gttagctact cagaaaatta atgagtgtg taagtccag 23100
 tctattaggt actcctttg tggtaatgga cgacatgttc taaccatacc gcaaaatgca 23160
 cctaaggta tagtgttat acactttct tatactccag atagtttgt taatgttact 23220
 gcaatagtg gttttgtgt aaagccagct aatgctagtc agtatgcaat agtaccgct 23280
 aatgtaggg gtatttttat acaagttaat ggtagtact acatccagc acgagatatg 23340
 tatatgcaa gagctattac tgcaggagat atagttacgc ttactcttg tcaagcaaat 23400
 tatgtaagt taaataagac cgtcattact acattcgtag acaatgatga tttgtattd 23460
 aatgacgaat tgtcaaatg gtggaatgac actaagcatg agctaccaga ctttgacaaa 23520
 ttcaattaca cagtacctat acttgacatt gatagtgaaa ttgatcgtat tcaaggcgtt 23580
 atacagggtc ttaatgactc ttaatagac cttgaaaaac tttcaactact caaaacttat 23640
 attaatggc cttggtatgt gtggttagcc atagcttttg ccaactattat ctteactta 23700
 atactaggat gggttttctt catgactgga tgttgggtt gttgtgtgg atgctttggc 23760
 attatgctc taatgagtaa gtgtggtgaa aaatcttctt attacacgac ttttgataac 23820
 gatgtggtaa cttacaata cagacctaaa aagtctgtt aatgattcaa agtcccacgt 23880
 ccttctaact agtattaatt tttctttggt gtaaaactgt actaagtgt tttagagagt 23940
 ttattatagc gctccaacaa ctaatacaag ttttactcca aattatcaat agtaacttac 24000

-continued

agcctagact gacccttgt cacagtctag actaatgtta aacttagaag caattattga 24060
 aactggtgag caagtgatc aaaaaatcag tttcaattta cagcatattt caagtgtatt 24120
 aaacacagaa gtatttgacc cctttgacta ttgttattac agaggaggta atttttggga 24180
 aatagagtca gctgaagatt gttcaggga tgatgaattt attgaataag tcgctagagg 24240
 aaaatggaag ttttctaaca gcgctttata tattttagg atttttagca cttttatctc 24300
 taggtagagc acttcaagca ttgtacagg ctgctgatgc ttgttgtta ttttggata 24360
 catggtagt aattccagga gctaaggga cagccttgt atataagtat acatattgga 24420
 gaaaacttaa caatccgaa ttagaagcag ttattgtcaa cgagtttctt aagaacggtt 24480
 ggaataataa aaatccagca aattttcaag atgtccaacg agacaaattg tactcttgac 24540
 tttgaacagt cagttgagct ttttaaagag tataatttat ttataactgc attcttgttg 24600
 ttcttaacca taactctca gtatggctat gcaacaagaa gtaagtttat ttatatactg 24660
 aaaatgatag tgttatggtg cttttggccc cttaacattg cagtaggtgt aatttcatgt 24720
 atataccac caaacacagg aggtcttgc gcagcgataa tacttacagt gtttgcgtgt 24780
 ctgtctttg taggttattg gatccagat attagactct ttaagcgggt taggtcatgg 24840
 tggtcattta acccagaatc taatgcccga ggttcaatac tcctaactaa tggccaaca 24900
 tgtaatttg ctatagagag tgtgccaatg gtgctttctc caattataaa gaatggtgtt 24960
 ctttattgtg agggctcagtg gcttgctaag tgtgaaccag accacttgc taaagataa 25020
 tttgtttgta caccggatag acgtaatac taccgtatgg tgcagaaata tactggtgac 25080
 caaagcggaa ataagaaacg gtttgctacg tttgtctatg caaagcagtc agtagatact 25140
 ggcgagctag aaagtgtagc aacaggaggg agtagtcttt acacctaact gtgtgtgtgt 25200
 agagagtatt taaaattatt ctttaatagt gcctetattt taagagcgca taatagtatt 25260
 atttttgagg atattaatat aaatcctctc tgttttatac tctctttca agagctatta 25320
 tttaaaaaac agtttttoca ctcttttctg ccaaaaaacta ttgttgttaa tgggtgaacc 25380
 tttcaagtag ataatggaaa agtctactac gaaggaaaac caatttttca gaaaggttgt 25440
 tgtaggttgt ggttgagtta taaaaaagat taaactacct actacactta tttttataag 25500
 aggcgtttta tcttacaagc gcttaataaa tacggacgat gaaatggctg actagttttg 25560
 taaggcagc tatttcatgt tataaacccc tattattaac tcaattaaga gtattagata 25620
 ggtaaatctt agatcatgga ccaaaaacaca tcttaacgtg tgttaggtgc gtgattttgt 25680
 ttcaattaga tttagtttat aggttggcgt atacgcctac tcaatcgctg gtatgaataa 25740
 tagtaaatgat aatccttttt gcggagcaat agcaagaaaa gcgcgaattt atctgagaga 25800
 aggattagat tgtgtttact ttcttaacaa agcaggacaa gcagagtctt gtcccgcgtg 25860
 tacctctcta gtattccagg gaaaaacttg tgaggaacac aaatataata ataactttt 25920
 gtcattgcaa gcgtaaggc aactggaaag acagatgccc cagctccagt catcaaaacta 25980
 ggaggaccaa agccacctaa agttggttct tctggaatg tatcttgggt tcaagcaata 26040
 aaagccaaga agttaaattc acctccgcct aagtttgaag gtagcgggtg tcctgataat 26100
 gaaaatctaa aaccaagtca gcagcatgga tattggagac gccaaactag gtttaagcca 26160
 ggtaaagggt gaagaaaacc agtcccagat gcttggattt tttactatac tggaacagga 26220
 ccagccgcta acctgaattg ggggatagc caagatggta tagtgtgggt tgctggtaag 26280
 ggtgctgata ctaaatttag atctaactcag ggtactcgtg actctgacaa gtttgaccaa 26340
 tatccgctac ggttttcaga cggaggacct gatggaattt tccgttggga tttcattcct 26400

-continued

ctgaatcgtg gcaggagtgg gagatcaaca gcagcttcat cagcagcadc tagtagagca 26460
 ccatcacgtg aagtttcgcg tggtcgcagg agtggttctg aagatgatct tattgtctgt 26520
 gcagcaagga taattcagga tcagcagaag aagggttctc gcattacaaa ggctaaggct 26580
 gatgaaatgg ctcaccgocg gtattgcaag cgcactattc cacctaatta taagggtgat 26640
 caagtgtttg gtccccgtac taaaggtgag gagggaaatt ttggtgatga caagatgaat 26700
 gaggaaggta ttaaggatgg gcgcggtaca gcaatgctca acctagtcc tagcagccat 26760
 gcttgtcttt tcggaagtag agtgacgccc agacttcaac cagatgggct gcacttgaaa 26820
 tttgaattta ctactgtggt cccacgtgat gatccgcagt ttgataatta tgtaaaaatt 26880
 tgtgatcagt gtgttgatgg tgtaggaaca cgtccaaaag atgatgaacc aagaccaaaag 26940
 tcacgctcaa gttcaagacc tgcaacaaga gaaattctc cagcgccaaag acagcagcgc 27000
 cctaagaagg agaaaaagcc aaagaagcag gatgatgaag tggataaagc attgacctca 27060
 gatgaggaga ggaacaatgc acagctggaa tttgatgatg aaccaagggt aattaactgg 27120
 ggggattcag ccctaggaga gaatgaactt tgagtataat tcaatagtaa gagttaagga 27180
 agataggcat gtagcttgat tacctacatg tctatcgcca gggaaatgtc taatttctct 27240
 acctagtagc ctggaaaacga acggtagacc cttagatgtt aatttagttt aatttttagt 27300
 ttagtttaag ttagttaga gtaggataaa agatgccagt gccggggcca cgcggagtag 27360
 gaccgagggt acagcactag gacgcccatt aggggaagag ctaaatttta gtttaagtta 27420
 agtttaattg gctatgtata gttaaaattt ataggctagt atagagttag agcaaaaaaa 27480
 aaaaaaaaaa aaaaaaaaaa 27500

<210> SEQ ID NO 2
 <211> LENGTH: 435
 <212> TYPE: DNA
 <213> ORGANISM: Infectious bronchitis virus

<400> SEQUENCE: 2

tctaaagtc atgagacaga ggaagtggat gctgtaggca ttctctcact ttgttctttt 60
 gcagtagatc ctgcggtatc atattgtaaa tatgtggcag caggtaatca accttttaggt 120
 aactgtgtta aaatgttgac agtacataat ggtagtgggt ttgcaataac atcaaagcca 180
 agtccaactc cggatcagga ttcttatgga ggagcttctg tgtgtcttta ttgtagagca 240
 catatagcac accttgggcg agcaggaaat ttagatggac gctgtcaatt taaaggttct 300
 tttgtgcaaa tacctactac ggagaaagat cctgttggat tctgtctacg taacaaggtt 360
 tgcactgttt gtcagtgttg gatttggtat ggatgtcagt gtgattcact tagacaacct 420
 aaaccttctg ttcag 435

<210> SEQ ID NO 3
 <211> LENGTH: 1563
 <212> TYPE: DNA
 <213> ORGANISM: Infectious bronchitis virus

<400> SEQUENCE: 3

ggtacaggct tgtttaaatt ttgcaacaaa gagtttagtg gtgttcaccc agcttatgca 60
 gtcacaacta aggcctctgc tgcaacttat aaagttaatg atgaacttgc tgcacttgtt 120
 aacgtggaag ctggttcaga aataacatat aaacatctta tttctttgtt agggtttaag 180
 atgagtgtta atgttgaagg ctgccacaac atgtttataa cacgtgatga ggctatccgc 240

-continued

aacgtaagag gttgggtagg tttgatgta gaagcaacac atgcttgccg tactaacatt	300
ggtactaacc tgcctttcca agtaggttcc tctactggcg cagactttgt agttacgcct	360
gagggacttg tagatacttc aataggcaat aattttgagc ctgtgaattc taaagcacct	420
ccagtgtaac aatttaatac cttgagagcg ttattcaaaa gtgctaaacc ttggcatggt	480
gtaaggccaa ggattgtgca aatggttagcg gataacctgt gcaacgttcc agattgtgta	540
gtgtttgtca cgtgggtgca tggcctagaa ctaaccactt tgcgctattt tgttaaaata	600
ggcaaggacc aagtttgctt ttgcggttct agagcaacaa cttttaattc tcatactcag	660
gcttatgctt gttggaagca ttgcttgagg tttgattttg tttataatcc actcctagtg	720
gatattcaac agtgggggta ttctggtaac ctacaattta accatgattt gcattgtaat	780
gtgcatggac acgcacatgt agcttctgcg gatgctatta tgacgcgctt tcttgcaatt	840
aataatgcat tttgtcaaga tgtcaactgg gatttaactt accctcatat agcaaatgag	900
gatgaagtc aattctagct tagatattta caacgcctgt atcttaatgc atgtgttgat	960
gctcttaag ttaacgttgt ctatgatata ggcaacccta aaggatttaa atgtgttaga	1020
cgtggagact taaattttag attctatgat aagaatccaa tagtaccctaa tgtcaagcag	1080
tttgagtatg actataatca gcacaaagat aagtttgctg atggtctttg tatgttttgg	1140
aattgtaatg tggattgtta tcccgacaat tccttacttt gtaggtacga cacacgaaat	1200
ttgagtgtgt ttaacctacc tgggttgaat ggtggtagct tgtatgttaa caagcatgca	1260
ttccacacac ctaaatgtga tgcactagc ttctgtaatt tgaagctat gccattcttt	1320
ttctatgact catcgccttg cgagaccatt caattggatg gaggctgcca agacctgtg	1380
tcattagcta cgaagattg tatcacaataa tgcaacatag gcggtgctgt ttgtaaaaag	1440
cacgcacaaa tgtatgcaga ttttgtgact tcttataatg cagetgttac tgctggtttt	1500
actttttggg ttactaataa ttttaacca tataatgtgt ggaaaagttt ttcagctctc	1560
cag	1563

<210> SEQ ID NO 4
 <211> LENGTH: 1014
 <212> TYPE: DNA
 <213> ORGANISM: Infectious bronchitis virus
 <400> SEQUENCE: 4

tctatcgaca atattgctta taatatgat aagggtggtc attatgatgc tattgcagga	60
gaaatgcccc ctatcgtaac tggagataaa gtttttgcta tagatcaagg cgtagaaaaa	120
gcagtttttt ttaatcaaac aattctgcct acatctgtag cgtttgagct gtatgcgaag	180
agaaatattc gcacactgcc aaacaaccgt attttgaaag gtttgggtgt agatgtgact	240
aatggatttg taatttggga ttacacgaac caaacaccac tataccgtaa tactgttaag	300
gtatgtgcat atacagacat agaaccatag ggcctaatag tgctgtatga tgatagatat	360
ggtgattaac agtcttttct agctgctgat aatgctgttt tagtttctac acagtgttac	420
aagcggattt cgtatgtaga aataccgtca aacctgcttg ttcagaacgg tattccgtta	480
aaagatggag cgaacctgta tgtttataag cgtgttaatg gtgcgtttgt tacgctacct	540
aacacaataa acacacaggg tcgaagtatt gaaacttttg aacctcgtag tgatgttgag	600
cgtgattttc tcgacatgct tgaggagagt tttgtagaaa agtatggtaa agaattaggt	660
ctacagcaca tactgtatgg tgaagtgtat aagccccaat tagtggtttt ccacactggt	720
ataggtatgt gcagactttt acgtgcgaat aagttgaacg caaagtctgt tactaattct	780

-continued

```

gattctgatg tcattgcaaaa ttattttgta ttggcagaca atggttccta caagcaagtg   840
tgtactgttg tggatttgcg gcttgatgat ttcttagaac ttcttaggaa catactgaaa   900
gagtatggta ctaataagtc taaagttgta acagtgcaaa ttgattacca tagcataaat   960
tttatgactt ggtttgaaga tggcattatt aaaacatggt atccacagct tcaa       1014

```

```

<210> SEQ ID NO 5
<211> LENGTH: 909
<212> TYPE: DNA
<213> ORGANISM: Infectious bronchitis virus

```

```

<400> SEQUENCE: 5

```

```

tcagcatgga cgtgtgggta taatatgcct gaactttata aagttcagaa ttgtgttatg   60
gaaccttgca acattcctaa ttatgggtgt ggaatagcgt tgccaagtgg tattatgatg   120
aatgtggcaa agtatacaca actctgtcaa tacctttcga aaacaacaat gtgtgtaccg   180
cataatatgc gagtaatgca ttttgagctt ggaagtgaca aaggagtggg gccaggtagt   240
actgttctta aacaatggct ccagaagggg acactccttg tcgataatga tattgtagac   300
tatgtgtctg atgcacatgt ttctgtgctt tcagattgca ataaatataa gacagagcac   360
aagtttgatc ttgtgatatc tgatattgat acagacaatg attcaaaaag aaagcatgaa   420
ggcgtgatag ccaataatgg caatgatgac gttttcatat atctctcaag ttttcttctg   480
aataatttgg ctctaggtgg tagttttgct gtaaaagtga cagagacaag ttggcacgaa   540
gttttatatg acattgcaca ggattgtgca tgggtggaca tgttttgtac agcagtgaat   600
gcctcttctt cagaagcatt cttgattggg gtttaattatt tgggtgcaag tgaaaaggtt   660
aaggttagtg gaaaaacgct gcacgcaaat tatatatatt ggaggaattg taattattta   720
caaacctctg cttatagtat atttgacggt gctaagtttg atttgagatt gaaagcaacg   780
ccagttgtaa atttgaanaa tgaacaaaag acagacttag tctttaattt aattaagtgt   840
ggtaagttac tggtaagaga tgttggtaac acctctttta ctagtgactc ttttgtgtgt   900
actatgtag                                     909

```

```

<210> SEQ ID NO 6
<211> LENGTH: 145
<212> TYPE: PRT
<213> ORGANISM: Infectious bronchitis virus

```

```

<400> SEQUENCE: 6

```

```

Ser Lys Gly His Glu Thr Glu Glu Val Asp Ala Val Gly Ile Leu Ser
1          5          10
Leu Cys Ser Phe Ala Val Asp Pro Ala Asp Thr Tyr Cys Lys Tyr Val
20         25
Ala Ala Gly Asn Gln Pro Leu Gly Asn Cys Val Lys Met Leu Thr Val
35         40         45
His Asn Gly Ser Gly Phe Ala Ile Thr Ser Lys Pro Ser Pro Thr Pro
50         55         60
Asp Gln Asp Ser Tyr Gly Gly Ala Ser Val Cys Leu Tyr Cys Arg Ala
65         70         75         80
His Ile Ala His Pro Gly Gly Ala Gly Asn Leu Asp Gly Arg Cys Gln
85         90         95
Phe Lys Gly Ser Phe Val Gln Ile Pro Thr Thr Glu Lys Asp Pro Val
100        105        110
Gly Phe Cys Leu Arg Asn Lys Val Cys Thr Val Cys Gln Cys Trp Ile

```

-continued

	115		120		125										
Gly	Tyr	Gly	Cys	Gln	Cys	Asp	Ser	Leu	Arg	Gln	Pro	Lys	Pro	Ser	Val
	130					135					140				
Gln															
145															
<210> SEQ ID NO 7															
<211> LENGTH: 521															
<212> TYPE: PRT															
<213> ORGANISM: Infectious bronchitis virus															
<400> SEQUENCE: 7															
Gly	Thr	Gly	Leu	Phe	Lys	Ile	Cys	Asn	Lys	Glu	Phe	Ser	Gly	Val	His
1				5					10					15	
Pro	Ala	Tyr	Ala	Val	Thr	Thr	Lys	Ala	Leu	Ala	Ala	Thr	Tyr	Lys	Val
			20					25					30		
Asn	Asp	Glu	Leu	Ala	Ala	Leu	Val	Asn	Val	Glu	Ala	Gly	Ser	Glu	Ile
		35					40					45			
Thr	Tyr	Lys	His	Leu	Ile	Ser	Leu	Leu	Gly	Phe	Lys	Met	Ser	Val	Asn
	50					55					60				
Val	Glu	Gly	Cys	His	Asn	Met	Phe	Ile	Thr	Arg	Asp	Glu	Ala	Ile	Arg
65					70					75					80
Asn	Val	Arg	Gly	Trp	Val	Gly	Phe	Asp	Val	Glu	Ala	Thr	His	Ala	Cys
				85					90					95	
Gly	Thr	Asn	Ile	Gly	Thr	Asn	Leu	Pro	Phe	Gln	Val	Gly	Phe	Ser	Thr
			100					105					110		
Gly	Ala	Asp	Phe	Val	Val	Thr	Pro	Glu	Gly	Leu	Val	Asp	Thr	Ser	Ile
		115					120					125			
Gly	Asn	Asn	Phe	Glu	Pro	Val	Asn	Ser	Lys	Ala	Pro	Pro	Gly	Glu	Gln
	130						135				140				
Phe	Asn	His	Leu	Arg	Ala	Leu	Phe	Lys	Ser	Ala	Lys	Pro	Trp	His	Val
145				150						155					160
Val	Arg	Pro	Arg	Ile	Val	Gln	Met	Leu	Ala	Asp	Asn	Leu	Cys	Asn	Val
			165					170						175	
Ser	Asp	Cys	Val	Val	Phe	Val	Thr	Trp	Cys	His	Gly	Leu	Glu	Leu	Thr
		180						185					190		
Thr	Leu	Arg	Tyr	Phe	Val	Lys	Ile	Gly	Lys	Asp	Gln	Val	Cys	Ser	Cys
	195					200						205			
Gly	Ser	Arg	Ala	Thr	Thr	Phe	Asn	Ser	His	Thr	Gln	Ala	Tyr	Ala	Cys
	210					215					220				
Trp	Lys	His	Cys	Leu	Gly	Phe	Asp	Phe	Val	Tyr	Asn	Pro	Leu	Leu	Val
225				230						235					240
Asp	Ile	Gln	Gln	Trp	Gly	Tyr	Ser	Gly	Asn	Leu	Gln	Phe	Asn	His	Asp
			245						250					255	
Leu	His	Cys	Asn	Val	His	Gly	His	Ala	His	Val	Ala	Ser	Ala	Asp	Ala
		260						265						270	
Ile	Met	Thr	Arg	Cys	Leu	Ala	Ile	Asn	Asn	Ala	Phe	Cys	Gln	Asp	Val
	275						280					285			
Asn	Trp	Asp	Leu	Thr	Tyr	Pro	His	Ile	Ala	Asn	Glu	Asp	Glu	Val	Asn
	290					295					300				
Ser	Ser	Cys	Arg	Tyr	Leu	Gln	Arg	Met	Tyr	Leu	Asn	Ala	Cys	Val	Asp
305					310					315					320
Ala	Leu	Lys	Val	Asn	Val	Val	Tyr	Asp	Ile	Gly	Asn	Pro	Lys	Gly	Ile
				325					330						335

-continued

Lys Cys Val Arg Arg Gly Asp Leu Asn Phe Arg Phe Tyr Asp Lys Asn
 340 345 350

Pro Ile Val Pro Asn Val Lys Gln Phe Glu Tyr Asp Tyr Asn Gln His
 355 360 365

Lys Asp Lys Phe Ala Asp Gly Leu Cys Met Phe Trp Asn Cys Asn Val
 370 375 380

Asp Cys Tyr Pro Asp Asn Ser Leu Val Cys Arg Tyr Asp Thr Arg Asn
 385 390 395 400

Leu Ser Val Phe Asn Leu Pro Gly Cys Asn Gly Gly Ser Leu Tyr Val
 405 410 415

Asn Lys His Ala Phe His Thr Pro Lys Phe Asp Arg Thr Ser Phe Arg
 420 425 430

Asn Leu Lys Ala Met Pro Phe Phe Phe Tyr Asp Ser Ser Pro Cys Glu
 435 440 445

Thr Ile Gln Leu Asp Gly Val Ala Gln Asp Leu Val Ser Leu Ala Thr
 450 455 460

Lys Asp Cys Ile Thr Lys Cys Asn Ile Gly Gly Ala Val Cys Lys Lys
 465 470 475 480

His Ala Gln Met Tyr Ala Asp Phe Val Thr Ser Tyr Asn Ala Ala Val
 485 490 495

Thr Ala Gly Phe Thr Phe Trp Val Thr Asn Asn Phe Asn Pro Tyr Asn
 500 505 510

Leu Trp Lys Ser Phe Ser Ala Leu Gln
 515 520

<210> SEQ ID NO 8
 <211> LENGTH: 338
 <212> TYPE: PRT
 <213> ORGANISM: Infectious bronchitis virus
 <400> SEQUENCE: 8

Ser Ile Asp Asn Ile Ala Tyr Asn Met Tyr Lys Gly Gly His Tyr Asp
 1 5 10 15

Ala Ile Ala Gly Glu Met Pro Thr Ile Val Thr Gly Asp Lys Val Phe
 20 25 30

Val Ile Asp Gln Gly Val Glu Lys Ala Val Phe Phe Asn Gln Thr Ile
 35 40 45

Leu Pro Thr Ser Val Ala Phe Glu Leu Tyr Ala Lys Arg Asn Ile Arg
 50 55 60

Thr Leu Pro Asn Asn Arg Ile Leu Lys Gly Leu Gly Val Asp Val Thr
 65 70 75 80

Asn Gly Phe Val Ile Trp Asp Tyr Thr Asn Gln Thr Pro Leu Tyr Arg
 85 90 95

Asn Thr Val Lys Val Cys Ala Tyr Thr Asp Ile Glu Pro Asn Gly Leu
 100 105 110

Ile Val Leu Tyr Asp Asp Arg Tyr Gly Asp Tyr Gln Ser Phe Leu Ala
 115 120 125

Ala Asp Asn Ala Val Leu Val Ser Thr Gln Cys Tyr Lys Arg Tyr Ser
 130 135 140

Tyr Val Glu Ile Pro Ser Asn Leu Leu Val Gln Asn Gly Ile Pro Leu
 145 150 155 160

Lys Asp Gly Ala Asn Leu Tyr Val Tyr Lys Arg Val Asn Gly Ala Phe
 165 170 175

Val Thr Leu Pro Asn Thr Leu Asn Thr Gln Gly Arg Ser Tyr Glu Thr
 180 185 190

-continued

Lys Thr Leu His Ala Asn Tyr Ile Phe Trp Arg Asn Cys Asn Tyr Leu
 225 230 235 240
 Gln Thr Ser Ala Tyr Ser Ile Phe Asp Val Ala Lys Phe Asp Leu Arg
 245 250 255
 Leu Lys Ala Thr Pro Val Val Asn Leu Lys Thr Glu Gln Lys Thr Asp
 260 265 270
 Leu Val Phe Asn Leu Ile Lys Cys Gly Lys Leu Leu Val Arg Asp Val
 275 280 285
 Gly Asn Thr Ser Phe Thr Ser Asp Ser Phe Val Cys Thr Met
 290 295 300

<210> SEQ ID NO 10
 <211> LENGTH: 145
 <212> TYPE: PRT
 <213> ORGANISM: Artificial Sequence
 <220> FEATURE:
 <223> OTHER INFORMATION: Mutated Nsp10 sequence

<400> SEQUENCE: 10

Ser Lys Gly His Glu Thr Glu Glu Val Asp Ala Val Gly Ile Leu Ser
 1 5 10 15
 Leu Cys Ser Phe Ala Val Asp Pro Ala Asp Thr Tyr Cys Lys Tyr Val
 20 25 30
 Ala Ala Gly Asn Gln Pro Leu Gly Asn Cys Val Lys Met Leu Thr Val
 35 40 45
 His Asn Gly Ser Gly Phe Ala Ile Thr Ser Lys Pro Ser Pro Thr Pro
 50 55 60
 Asp Gln Asp Ser Tyr Gly Gly Ala Ser Val Cys Leu Tyr Cys Arg Ala
 65 70 75 80
 His Ile Ala His Leu Gly Gly Ala Gly Asn Leu Asp Gly Arg Cys Gln
 85 90 95
 Phe Lys Gly Ser Phe Val Gln Ile Pro Thr Thr Glu Lys Asp Pro Val
 100 105 110
 Gly Phe Cys Leu Arg Asn Lys Val Cys Thr Val Cys Gln Cys Trp Ile
 115 120 125
 Gly Tyr Gly Cys Gln Cys Asp Ser Leu Arg Gln Pro Lys Pro Ser Val
 130 135 140
 Gln
 145

<210> SEQ ID NO 11
 <211> LENGTH: 521
 <212> TYPE: PRT
 <213> ORGANISM: Artificial Sequence
 <220> FEATURE:
 <223> OTHER INFORMATION: Mutated Nsp14 sequence

<400> SEQUENCE: 11

Gly Thr Gly Leu Phe Lys Ile Cys Asn Lys Glu Phe Ser Gly Val His
 1 5 10 15
 Pro Ala Tyr Ala Val Thr Thr Lys Ala Leu Ala Ala Thr Tyr Lys Val
 20 25 30
 Asn Asp Glu Leu Ala Ala Leu Val Asn Val Glu Ala Gly Ser Glu Ile
 35 40 45
 Thr Tyr Lys His Leu Ile Ser Leu Leu Gly Phe Lys Met Ser Val Asn
 50 55 60
 Val Glu Gly Cys His Asn Met Phe Ile Thr Arg Asp Glu Ala Ile Arg

-continued

65	70	75	80
Asn Val Arg Gly Trp Val Gly Phe Asp Val Glu Ala Thr His Ala Cys 85 90 95			
Gly Thr Asn Ile Gly Thr Asn Leu Pro Phe Gln Val Gly Phe Ser Thr 100 105 110			
Gly Ala Asp Phe Val Val Thr Pro Glu Gly Leu Val Asp Thr Ser Ile 115 120 125			
Gly Asn Asn Phe Glu Pro Val Asn Ser Lys Ala Pro Pro Gly Glu Gln 130 135 140			
Phe Asn His Leu Arg Ala Leu Phe Lys Ser Ala Lys Pro Trp His Val 145 150 155 160			
Val Arg Pro Arg Ile Val Gln Met Leu Ala Asp Asn Leu Cys Asn Val 165 170 175			
Ser Asp Cys Val Val Phe Val Thr Trp Cys His Gly Leu Glu Leu Thr 180 185 190			
Thr Leu Arg Tyr Phe Val Lys Ile Gly Lys Asp Gln Val Cys Ser Cys 195 200 205			
Gly Ser Arg Ala Thr Thr Phe Asn Ser His Thr Gln Ala Tyr Ala Cys 210 215 220			
Trp Lys His Cys Leu Gly Phe Asp Phe Val Tyr Asn Pro Leu Leu Val 225 230 235 240			
Asp Ile Gln Gln Trp Gly Tyr Ser Gly Asn Leu Gln Phe Asn His Asp 245 250 255			
Leu His Cys Asn Val His Gly His Ala His Val Ala Ser Ala Asp Ala 260 265 270			
Ile Met Thr Arg Cys Leu Ala Ile Asn Asn Ala Phe Cys Gln Asp Val 275 280 285			
Asn Trp Asp Leu Thr Tyr Pro His Ile Ala Asn Glu Asp Glu Val Asn 290 295 300			
Ser Ser Cys Arg Tyr Leu Gln Arg Met Tyr Leu Asn Ala Cys Val Asp 305 310 315 320			
Ala Leu Lys Val Asn Val Val Tyr Asp Ile Gly Asn Pro Lys Gly Ile 325 330 335			
Lys Cys Val Arg Arg Gly Asp Leu Asn Phe Arg Phe Tyr Asp Lys Asn 340 345 350			
Pro Ile Val Pro Asn Val Lys Gln Phe Glu Tyr Asp Tyr Asn Gln His 355 360 365			
Lys Asp Lys Phe Ala Asp Gly Leu Cys Met Phe Trp Asn Cys Asn Val 370 375 380			
Asp Cys Tyr Pro Asp Asn Ser Leu Leu Cys Arg Tyr Asp Thr Arg Asn 385 390 395 400			
Leu Ser Val Phe Asn Leu Pro Gly Cys Asn Gly Gly Ser Leu Tyr Val 405 410 415			
Asn Lys His Ala Phe His Thr Pro Lys Phe Asp Arg Thr Ser Phe Arg 420 425 430			
Asn Leu Lys Ala Met Pro Phe Phe Phe Tyr Asp Ser Ser Pro Cys Glu 435 440 445			
Thr Ile Gln Leu Asp Gly Val Ala Gln Asp Leu Val Ser Leu Ala Thr 450 455 460			
Lys Asp Cys Ile Thr Lys Cys Asn Ile Gly Gly Ala Val Cys Lys Lys 465 470 475 480			
His Ala Gln Met Tyr Ala Asp Phe Val Thr Ser Tyr Asn Ala Ala Val 485 490 495			

-continued

Leu Gln

<210> SEQ ID NO 13

<211> LENGTH: 302

<212> TYPE: PRT

<213> ORGANISM: Artificial Sequence

<220> FEATURE:

<223> OTHER INFORMATION: Mutated Nsp16 sequence

<400> SEQUENCE: 13

Ser Ala Trp Thr Cys Gly Tyr Asn Met Pro Glu Leu Tyr Lys Val Gln
 1 5 10 15

Asn Cys Val Met Glu Pro Cys Asn Ile Pro Asn Tyr Gly Val Gly Ile
 20 25 30

Ala Leu Pro Ser Gly Ile Met Met Asn Val Ala Lys Tyr Thr Gln Leu
 35 40 45

Cys Gln Tyr Leu Ser Lys Thr Thr Met Cys Val Pro His Asn Met Arg
 50 55 60

Val Met His Phe Gly Ala Gly Ser Asp Lys Gly Val Ala Pro Gly Ser
 65 70 75 80

Thr Val Leu Lys Gln Trp Leu Pro Glu Gly Thr Leu Leu Val Asp Asn
 85 90 95

Asp Ile Val Asp Tyr Val Ser Asp Ala His Val Ser Val Leu Ser Asp
 100 105 110

Cys Asn Lys Tyr Lys Thr Glu His Lys Phe Asp Leu Val Ile Ser Asp
 115 120 125

Met Tyr Thr Asp Asn Asp Ser Lys Arg Lys His Glu Gly Val Ile Ala
 130 135 140

Asn Asn Gly Asn Asp Asp Val Phe Ile Tyr Leu Ser Ser Phe Leu Arg
 145 150 155 160

Asn Asn Leu Ala Leu Gly Gly Ser Phe Ala Val Lys Val Thr Glu Thr
 165 170 175

Ser Trp His Glu Val Leu Tyr Asp Ile Ala Gln Asp Cys Ala Trp Trp
 180 185 190

Thr Met Phe Cys Thr Ala Val Asn Ala Ser Ser Ser Glu Ala Phe Leu
 195 200 205

Ile Gly Val Asn Tyr Leu Gly Ala Ser Glu Lys Val Lys Val Ser Gly
 210 215 220

Lys Thr Leu His Ala Asn Tyr Ile Phe Trp Arg Asn Cys Asn Tyr Leu
 225 230 235 240

Gln Thr Ser Ala Tyr Ser Ile Phe Asp Val Ala Lys Phe Asp Leu Arg
 245 250 255

Leu Lys Ala Thr Pro Val Val Asn Leu Lys Thr Glu Gln Lys Thr Asp
 260 265 270

Leu Val Phe Asn Leu Ile Lys Cys Gly Lys Leu Leu Val Arg Asp Val
 275 280 285

Gly Asn Thr Ser Phe Thr Ser Asp Ser Phe Val Cys Thr Met
 290 295 300

The invention claimed is:

1. A live, attenuated coronavirus comprising a variant replicase gene encoding polypeptides comprising a mutation in one or both of non-structural protein(s) nsp-10 and nsp-14, wherein the variant replicase gene encodes a protein comprising an amino acid mutation of Pro to Leu at the position corresponding to position 85 of SEQ ID NO: 6, and/or wherein the variant replicase gene encodes a protein

60 comprising an amino acid mutation of Val to Leu at the position corresponding to position 393 of SEQ ID NO: 7.

2. The coronavirus according to claim 1 wherein the variant replicase gene encodes a protein comprising one or more amino acid mutations selected from:

65 an amino acid mutation of Leu to Ile at the position corresponding to position 183 of SEQ ID NO: 8; and

95

an amino acid mutation of Val to Ile at the position corresponding to position 209 of SEQ ID NO: 9.

3. The coronavirus according to claim 1 wherein the replicase gene encodes a protein comprising the amino acid mutations Val to Leu at the position corresponding to position 393 of SEQ ID NO: 7; Leu to Ile at the position corresponding to position 183 of SEQ ID NO: 8; and Val to Ile at the position corresponding to position 209 of SEQ ID NO: 9.

4. The coronavirus according to claim 1 wherein the replicase gene encodes a protein comprising the amino acid mutations Pro to Leu at the position corresponding to position 85 of SEQ ID NO: 6; Val to Leu at the position corresponding to position 393 of SEQ ID NO: 7; Leu to Ile at the position corresponding to position 183 of SEQ ID NO: 8; and Val to Ile at the position corresponding to position 209 of SEQ ID NO: 9.

5. The coronavirus according to claim 1 wherein the replicase gene comprises at least one nucleotide substitutions selected from:

C to Tat nucleotide position 12137; and

G to C at nucleotide position 18114;

compared to the sequence shown as SEQ ID NO: 1;

and optionally, comprises one or more nucleotide substitutions selected from T to A at nucleotide position 19047; and

G to A at nucleotide position 20139;

compared to the sequence shown as SEQ ID NO: 1.

6. The coronavirus according to claim 1 which is an infectious bronchitis virus (IBV).

7. The coronavirus according to claim 1 which is IBV M41.

8. The coronavirus according to claim 7, which comprises an S protein at least, part of which is from an IBV serotype other than M41.

9. The coronavirus according to claim 8, wherein the S1 subunit is from an IBV serotype other than M41.

10. The coronavirus according to claim 8, wherein the S protein is from an IBV serotype other than M41.

11. The coronavirus according to claim 1 which has reduced pathogenicity compared to a coronavirus expressing a corresponding wild-type replicase, wherein the virus is capable of replicating without being pathogenic to the embryo when administered to an embryonated egg.

96

12. A variant replicase gene as defined in claim 1.

13. A protein encoded by a variant coronavirus replicase gene according to claim 12.

14. A plasmid comprising a replicase gene according to claim 12.

15. A method for making the coronavirus according to claim 1 which comprises the following steps:

(i) transfecting a plasmid according to claim 14 into a host cell;

(ii) infecting the host cell with a recombinating virus comprising the genome of a coronavirus strain with a replicase gene;

(iii) allowing homologous recombination to occur between the replicase gene sequences in the plasmid and the corresponding sequences in the recombinating virus genome to produce a modified replicase gene; and

(iv) selecting for recombinating virus comprising the modified replicase gene.

16. The method according to claim 15, wherein the recombinating virus is a vaccinia virus.

17. The method according to claim 15 which also includes the step:

(v) recovering recombinant coronavirus comprising the modified replicase gene from the DNA from the recombinating virus from step (iv).

18. A cell capable of producing a coronavirus according to claim 1.

19. A vaccine comprising a coronavirus according to claim 1 and a pharmaceutically acceptable carrier.

20. A method for treating and/or preventing a disease in a subject which comprises the step of administering a vaccine according to claim 19 to the subject.

21. The method of claim 20, wherein the disease is infectious bronchitis (IB).

22. The method according to claim 20 wherein the method of administration is selected from the group consisting of; eye drop administration, intranasal administration, drinking water administration, post-hatch injection and in ovo injection.

23. The method according to claim 21 wherein the administration is in ovo vaccination.

24. A method for producing a vaccine according to claim 19, which comprises the step of infecting a cell according to claim 18 with a coronavirus according to claim 1.

25. The coronavirus according to claim 1, further comprising a mutation in one or both of nsp-15 and nsp-16.

* * * * *